Cambridge Primary Progression Test

Question paper

Cambridge Primary

45 minutes

Mathematics Paper 1

Stage 5

Name .....

Additional materials: Ruler

Calculators are **not** allowed.

READ THESE INSTRUCTIONS FIRST

Answer **all** questions in the spaces provided on the question paper.

You should show all your working on the question paper.

The number of marks is given in brackets [ ] at the end of each question or part question.

The total number of marks for this paper is 40.

For Teacher's Use	
Page	**Mark**
1	
2	
3	
4	
5	
6	
7	
8	
9	
10	
11	
12	
13	
14	
15	
Total	

V1

UNIVERSITY of CAMBRIDGE
International Examinations

LIVEWORKSHEETS

For Teacher's Use

1 Write the missing number in the box.

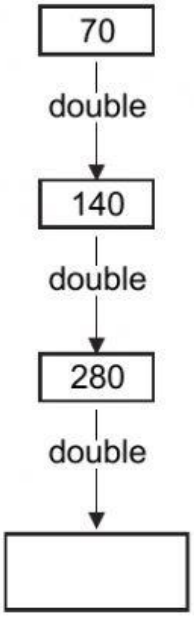

[1]

2 Find the sum of 256, 78, 189 and 854

..... [1]

3 Calculate.

6243 – 996 =

..... [1]

© UCLES 2011

LIVEWORKSHEETS

For Teacher's Use

4 Here is a coordinate grid.
A, B and C are three vertices of a quadrilateral.

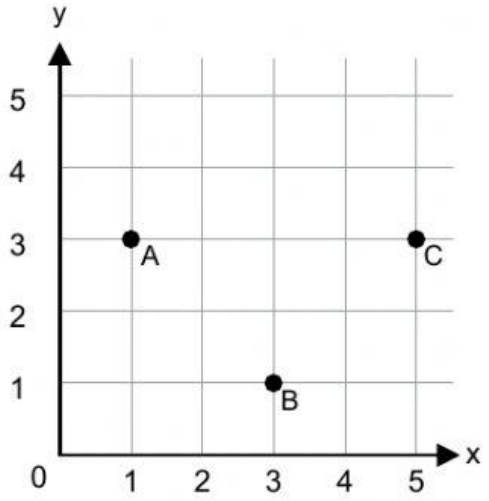

(a) What are the coordinates of the vertex C?

(.....,.....) [1]

(b) D is the fourth vertex of the quadrilateral.
D has coordinates (4, 5).
Mark the position of D on the grid.

[1]

5 Here are four digit cards.

5	6	7	8

Use **each** card to make this statement correct.

$\square \times \square = \square\square$

[1]

LIVEWORKSHEETS

For Teacher's Use

6 **(a)** Join three of the dots to make an **equilateral triangle** inside the regular hexagon.

Use a ruler.

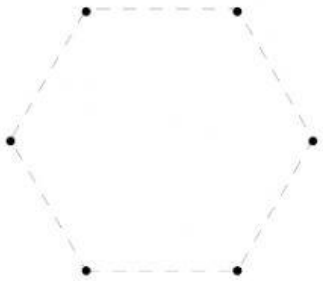

[1]

(b) Join three of the dots to make a **scalene triangle** inside the regular hexagon.

Use a ruler.

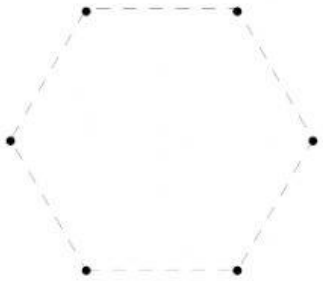

[1]

7 Here are four number cards.

A	B	C	D
66.6	666	6660	66 600

Which card shows the number that is 100 times as big as 666?

..... [1]

© UCLES 2011

LIVEWORKSHEETS

For Teacher's Use

8 Write the missing number in the box.

$$0.3 + \boxed{} = 1$$

[1]

9 Write the missing numbers in the boxes.

(a)

$$4.9 + 3.5 = \boxed{}$$

[1]

(b)

$$5.7 + \boxed{} = 8$$

[1]

LIVEWORKSHEETS

For Teacher's Use

10 Here is a number sequence formed by halving each time.
Write in the missing numbers.

40 → 20 → 10 → ☐ → ☐

[1]

11 The diagram shows a hexagon on a grid.
The hexagon is reflected in the mirror line.

Draw the reflection.
Use a ruler.

mirror line

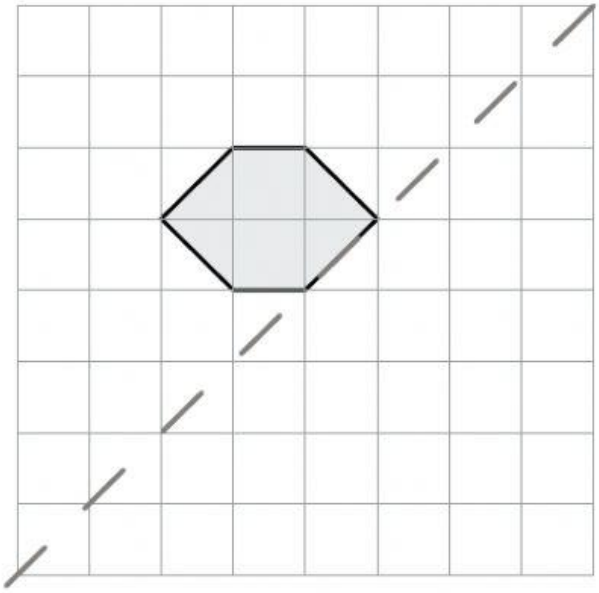

[1]

LIVEWORKSHEETS

For Teacher's Use

12 The line shows a pair of numbers that add to 1

Draw **four** more lines to join numbers that add to 1

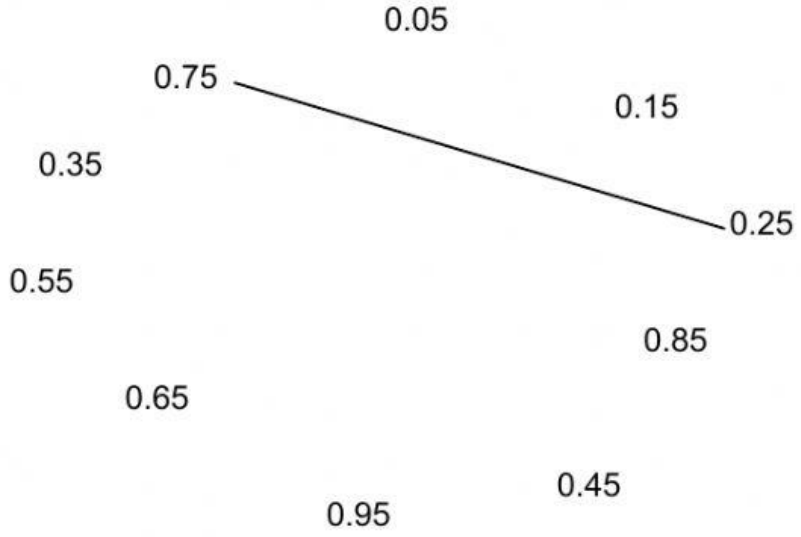

[2]

13 Here is part of a graph showing the temperatures recorded in the Californian desert on one day.

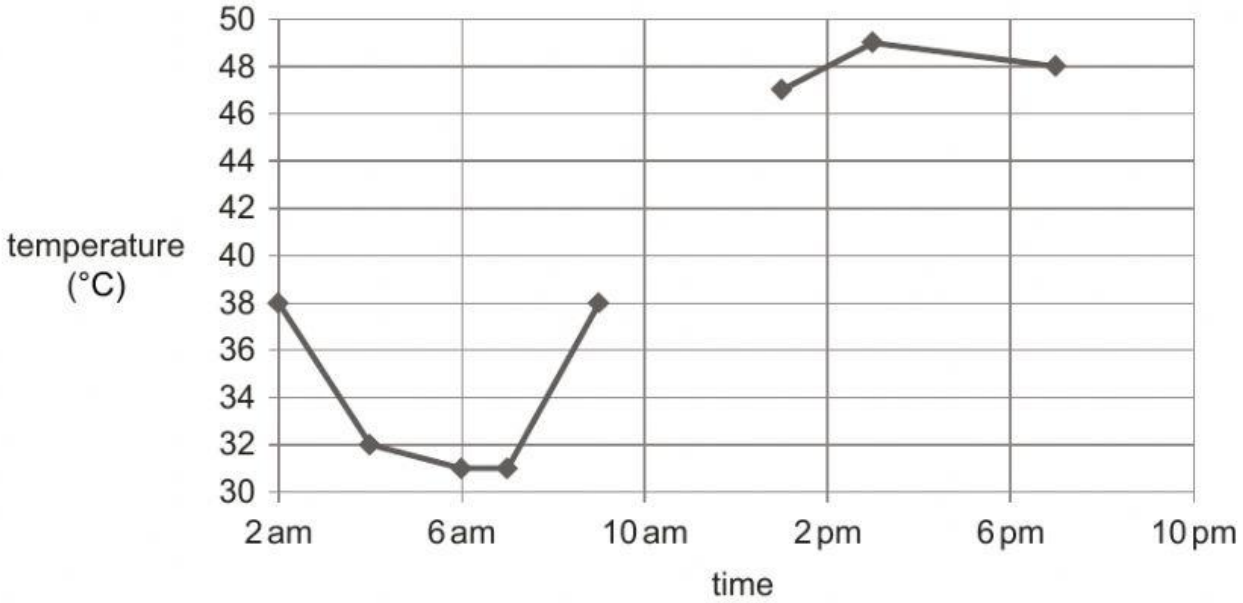

The temperature at 10 am was 40 °C
The temperature at 10 pm was 42 °C

Complete the graph to show this information.

[2]

LIVEWORKSHEETS

For Teacher's Use

14 Here is part of a number line.

Write the missing numbers in the boxes.

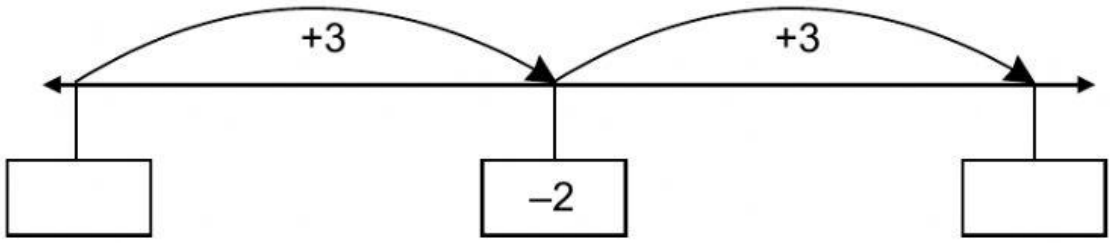

[2]

15 Here are some fractions and decimals.

$\frac{2}{10}$ 0.5 $\frac{4}{10}$ 0.25

Write them in order of size, starting with the smallest.

smallest			largest

[1]

16 Here are two shaded squares on a grid.
Shade in three **more squares** so the pattern is symmetrical in **both** mirror lines.

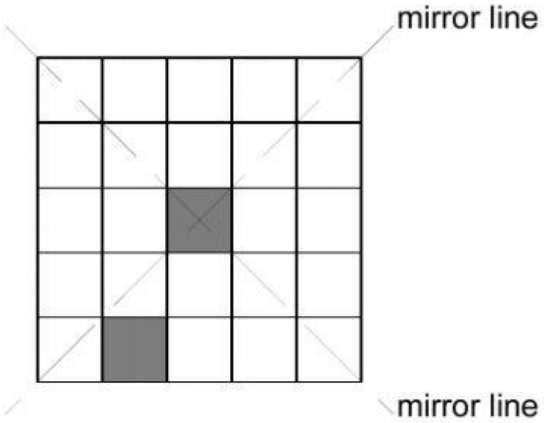

[2]

LIVEWORKSHEETS

For Teacher's Use

17 **(a)** Subtract 15.4 from 21.1

..... [1]

(b) Multiply 234 by 5

..... [1]

(c) Divide 168 by 6

..... [1]

18 Here are three improper fractions.

Join each one to the correct position on the number line.

$\frac{7}{4}$ $\frac{4}{2}$ $\frac{3}{3}$

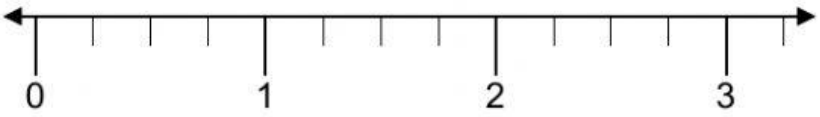

[2]

LIVEWORKSHEETS