INDIRAPURAM PUBLIC SCHOOL, CROSSING REPUBLIK

1. Drag the name to the correct place.

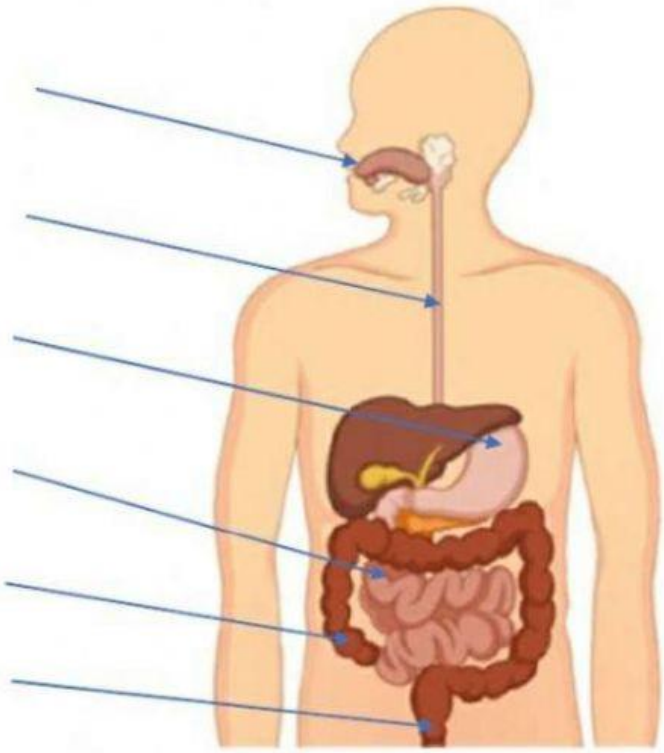

esophagus

large intestine

anus

stomach

small intestine

mouth

2. Match the words to the correct answer.

esophagus	It has teeth that break the food into small pieces.
large intestine	It is a long tube. Food goes down here to the stomach.
anus	It is like a bag. The food stays here for about three hours.
stomach	It is a very long thin tube. There are lots of blood vessels around the tube.
small intestine	What our body doesn't need goes out through it when we go to the toilet.
mouth	It is a wide tube. It connects to the anus.

LIVEWORKSHEETS

Q: Select the names of given internal organs.

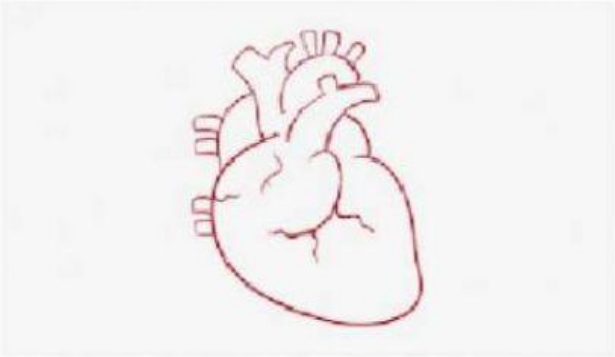

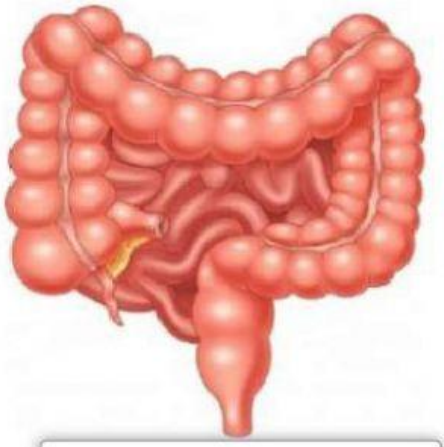

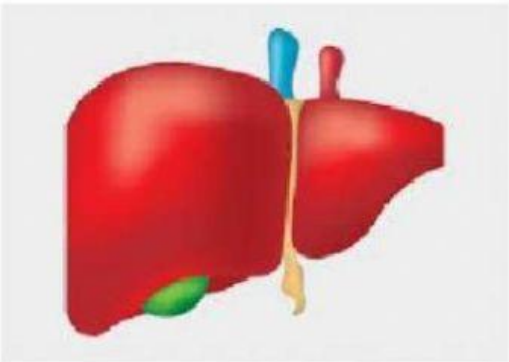

LIVEWORKSHEETS

Fill in the words from the word band in the sentences below.

Word Box			
large Intestine	esophagus	anus	liver
digestive system	mouth	saliva	small intestine

1. The _____ breaks down the food we eat.
2. Digestions begins in the _____ when you chew and swallow.
3. A watery liquid called _____ makes the food wet and soft, and it has a chemical that helps digest the food.
4. The _____ connects the bottom of your throat to your stomach.
5. The _____ is a long narrow tube that has spongy walls that soak up nutrients from food.
6. The _____ is on the right side of the body near the lowest rib. Its job is to clean the blood.

LIVEWORKSHEETS

1. **Please drag the matching digestion terms to their correct definitions in the items below.**

digestion | ingestion | absorption | assimilation | egestion

Definitions	**Terms**
a. The removal of undigested food materials from the body as faeces.	
b. Placing food in the alimentary canal.	
c. The breakdown of complex food substances into simple soluble ones that the body's cells can use.	
d. The incorporation of food nutrients into a cell's protoplasm	
e. The transfer of food nutrients from the alimentary canal and into the blood stream.	

LIVEWORKSHEETS