

METHODIST SCHOOL- PRIMARY SECTION
ENGLISH DEPARTMENT
SECOND READING TEST – FIRST SEMESTER 2021
SECOND GRADE- T. Carla Zamora

Time allotted: 30 m Total points: 20 points Percentage: 10 %

Date: Monday, May 10, 2021

I PART. MULTIPLE CHOICE (10 points)

A. Read each word and choose the option with the sound that completes it correctly. Choose only one in each case. (5 points)

1.

r_____n



a. ow

b. ai

c. a_e

2.

c_____k_____



a. ow

b. ai

c. a_e

3.

d _ _ _



a. ay

b. ow

c. a_e

4.

b _ _ _ t



a. oa

b. ay

c. ai

5.

b _ _ n _ _



a. oa

b. o_e

c. ay

B. Read each sentence and choose the word that correctly completes it. Choose only one in each case. (5 points)

6.



Mom and dad will _____ me a bike for my birthday.

a. friend

b. give

c. more

7.



My new house is very _____.

a. pretty

b. water

c. think

8.



May I go to the bathroom _____?

a. too

b. more

c. please

9.



I drink _____ everyday.

a. think

b. water

c. give

10.



Oscar is in second grade. Meli is in second grade _____.









a. too

b. please

c. people

II PART. SHORT ANSWER (8 points)

Listen to the teacher, complete each word with its correct short vowel sound /e/, /o/ or /u /.

11. b_____d 	12. d_____g 
13. b_____s 	14. n_____st 
15. h_____t 	16. s_____n 
17. b_____x 	18. h_____n 

III PART. IDENTIFICATION (2 points)

Read the text, then, arrange the sentences in the correct order to identify the sequence of events. (1 point each sequence)

16.

Frog's Life Cycle

There are five stages in the life cycle of a frog. First, a frog is inside an egg. Next, it becomes a tadpole. Then, the tadpole grows legs. Last, it is an adult frog.

First, a frog is inside an egg.	Last, it is an adult frog.
Then, the tadpole grows legs.	Next, it becomes a tadpole.

1.	2.
3.	4.

17.

How to make a cup of tea?

First, you boil some water. Next, you put the water in a cup. Then, place the teabag in the water. Last, add some sugar and milk.

Last, add some sugar and milk.	Next, you put the water in a cup.
First, you boil some water.	Then, place the teabag in the water.

1.	2.
3.	4.