1

Clownfish and Sea Anemone



Sea anemones are poisonous. However, the clownfish has developed an outer layer of mucus which provides protection from the stinging cells of the sea anemone. The mucus is best described as —

- **A** an adaptation
- **B** a relationship
- **C** an energy requirement
- **D** a social hierarchy

2 of 48

so a little above and below the equator.

Hurricanes form in tropical waters between 8 and 20 degrees north and south of the equator. Hurricanes rarely form at higher latitudes because the water is too —

closer to the poles

- **A** warm
- **B** deep
- **C** shallow
- **D** cold

3 of 48

Wolf and Moose Populations

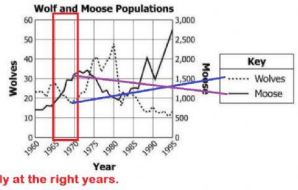

Look only at the right years.

On a small island, scientists observed and graphed changes in wolf and moose populations. From 1965 to 1970, which data pattern did scientists observe?

- **A** A drop in wolf population and a drop in moose population
- **B** An increase in wolf population and a drop in moose population
- **C** A drop in wolf population and an increase in moose population
- **D** An increase in wolf population and an increase in moose population

4 of 48

A metal spoon was placed in a dish of ice cream and became cool. Which correctly describes the heat transfer process that resulted in the cooling of the spoon?

convection is when heated fluids rise and cold ones sink.

- **A** Conduction, because the spoon was in contact with the cold ice cream
- **B** Convection, because the spoon was in contact with the cold ice cream
- **C** Conduction, because cold air currents affected the temperature of the spoon
- **D** Convection, because cold air currents affected the temperature of the spoon

5 of 48

Classroom Investigation



Students performed several trials using the laboratory setup shown. Students were also given this hypothesis: If friction increases, then the rolling distance of a marble will decrease. What should be changed to best test this hypothesis?

Testing if Friction increases.

- **A** Height of the ramp
- **B** Height and length of the ramp
- **C** Roughness of the ramp surface
- **D** Height of the ramp and roughness of the ramp surface

6 of 48

A student recorded the temperature of an aquarium each hour for 8 hours. Which of these will best display the data the student collected?

X-Axis will have regular intervals.

- **A** Bar graph
- **B** Circle graph
- **C** Picture graph
- **D** Line graph

7 of 48

A cold air mass moves underneath a warm air mass causing the warm air to rise. This event can best be identified as —

- **A** a cold front
- **B** a warm front
- **C** an occluded front
- **D** a stationary front

8 of 48

Which body of water is often protected naturally from storms by barrier islands and also contains a mixture of fresh water and salt water?

Cross of the ones you know have only salt water or fresh water.

- **A** Estuary
- **B** Ocean
- **C** Lake
- **D** Pond

9 of 48

Which three drawings best represent objects with kinetic energy?

Is kinetic energy stored or energy in motion.

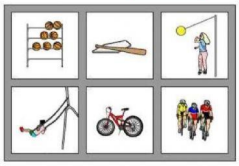

10 of 48

Conversion Table

1 km = 1,000 ?
1 m = 100 ?

1 kilometer = 1,000 ___

How many in a kilo? there are 1000

Which of these best completes the Conversion Table?

- **A**

1 km = 1,000 mm
1 m = 100 cm

- **B**

1 km = 1,000 m
1 m = 100 mm

- **C**

1 km = 1,000 cm
1 m = 100 mm

- **D**

1 km = 1,000 m
1 m = 100 cm

LIVEWORKSHEETS