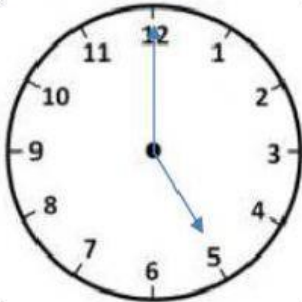


# ELAPSED TIME CLOCK WORKSHEET

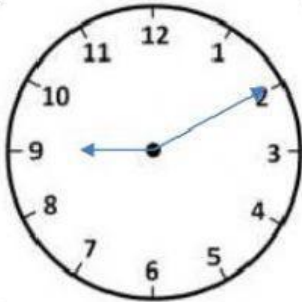
Work out the elapsed time between the times on the two clocks.



TO



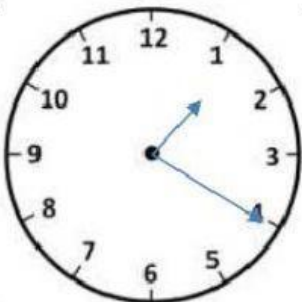
\_\_\_ hours \_\_\_ minutes



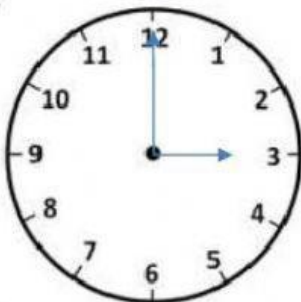
TO



\_\_\_ hours \_\_\_ minutes



TO



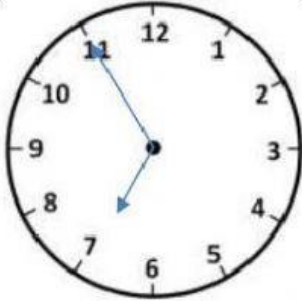
\_\_\_ hours \_\_\_ minutes



TO



\_\_\_ hours \_\_\_ minutes



TO



\_\_\_ hours \_\_\_ minutes



TO



\_\_\_ hours \_\_\_ minutes



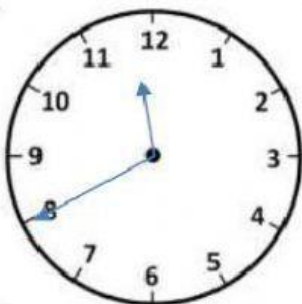
TO



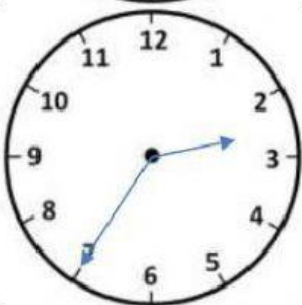
\_\_\_ hours \_\_\_ minutes



TO



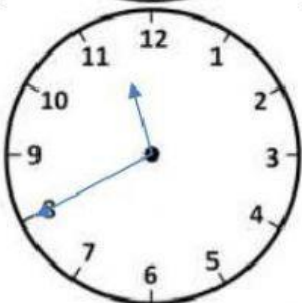
\_\_\_ hours \_\_\_ minutes



TO



\_\_\_ hours \_\_\_ minutes



TO



\_\_\_ hours \_\_\_ minutes