Seperation of Mixture Quiz P2

1. The diagram shows the magnetic fields of **two** magnets P and Q.

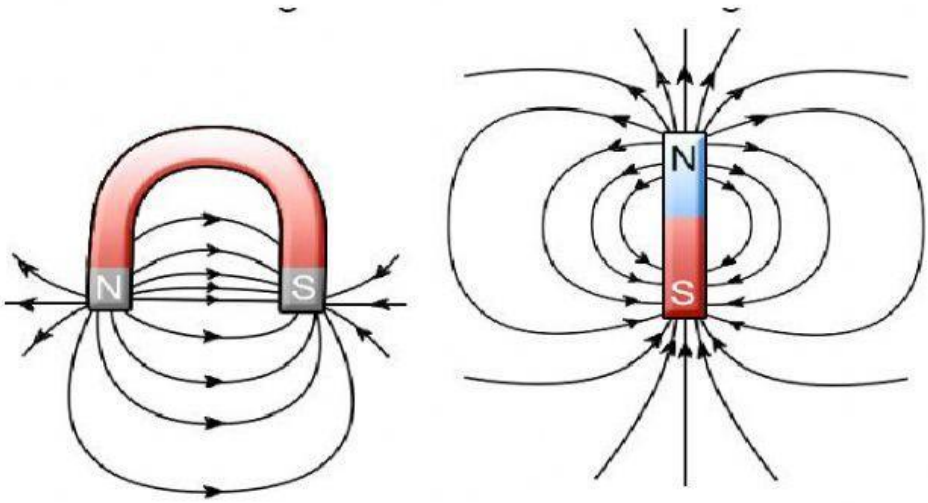

(a) **P** **Q**

(a) Name the types of magnets shown.

P _____

Q _____

(b) (I) Name the poles on a magnet.

_____ and _____

(II) The direction of the magnetic field of both magnets is from

_____ to _____

(c) The diagram shows a simple electric circuit with an iron nail wrapped in a coil of wire. When the circuit is closed a magnet is produced.

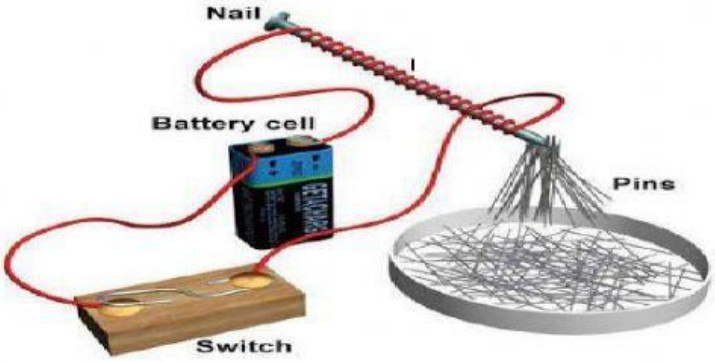

(i) Name the magnet that is produced by the circuit.

_____

LIVEWORKSHEETS

(ii) Suggest **ONE** way to make this magnet stronger.

_____



(d) The diagrams above represent three magnets. Study them carefully and answer the questions below.

(i) Magnetism is a force of attraction. Name two magnetic materials.

_____ and _____

(ii) Explain how the magnets would behave at point **A** and **B**.

A. _____

B. _____

LIVEWORKSHEETS