a What process in your body needs oxygen? _____

b What gas does this process produce? _____

c In what process do these gases change places in the lungs? _____

a Use words from the box to complete the labels on the diagrams.

exhalation	inhalation
lung	windpipe

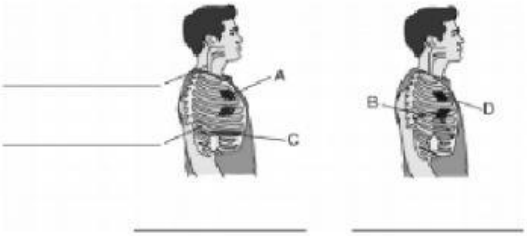

b The letters on the diagrams show how the muscles work when you breathe. Write the letters from the diagrams next to the correct descriptions below.

- ☐ Muscles relax and the ribs move back down.
- ☐ Muscles contract and pull the ribs up and out.
- ☐ The diaphragm relaxes and rises.
- ☐ The diaphragm contracts and moves down.

a Which of these is a muscle cell? Circle *one*.

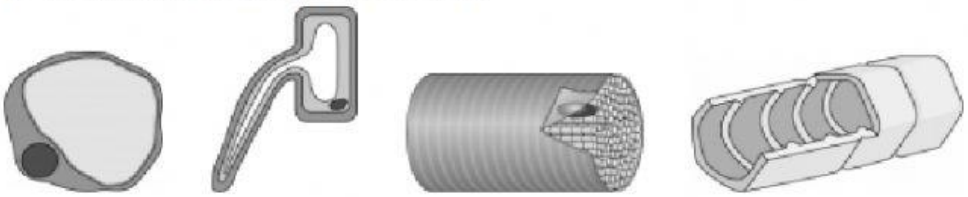

b How is a muscle cell adapted to its function? Tick *one*.

- ☐ It contains chloroplasts for photosynthesis.
- ☐ It contains a cell wall to support the cell.
- ☐ It contains filaments to change its shape.
- ☐ It contains cords to stop it being squashed.

All the parts of your body need to respire. Why is respiration needed? Tick the *best* answer.

- ☐ to produce oxygen
- ☐ to release energy from food
- ☐ to help you breathe
- ☐ to give you food

a Label the diagram below using the words from the box.

diaphragm	lung	muscle	rib	trachea (windpipe)

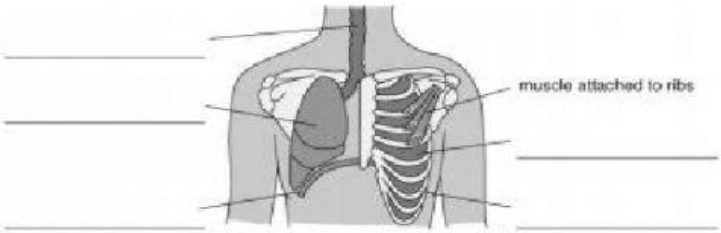

b The diagram above shows someone who has just breathed out. Describe *two* things that happen to allow the person to breathe in.

LIVEWORKSHEETS