








Name: _____ Date: _____

Tally Graph

Day	Bugs Caught
Sunday	
Monday	
Tuesday	
Wednesday	
Thursday	
Friday	
Saturday	

Use the information on the tally chart to answer the following questions.

1. How many bugs were caught on Tuesday? _____
2. Which day had the greatest number of bugs caught? _____
3. Which day had the fewest number of bugs caught? _____
4. Which day had fewer bugs caught? Monday or Wednesday
5. How many bugs were caught on Thursday? _____
6. Which day had exactly 25 bugs caught? _____
7. Did any two days have the same number of bugs caught? Yes or No
8. How many bugs were caught on Sunday and Thursday altogether? _____