


Trabajamos en la página 76 del libro de clase.

1) Escuchamos, señalamos y repetimos

1 Listen, point and repeat.  105



square



circle



triangle




rectangle



diamond

2) Escuchamos la canción

2 Listen and sing.  106

3 Sing and do.

### Let's sing!

#### It's a square!

It's got four sides.  
They're all the same.

It's got four sides.  
They're all the same.

It's a square!

It hasn't got sides.  
It's smooth and round ...


It's a circle!

It's got four sides.  
Two long, two short ...

It's a rectangle!

It's got three sides.  
Just one, two, three ...

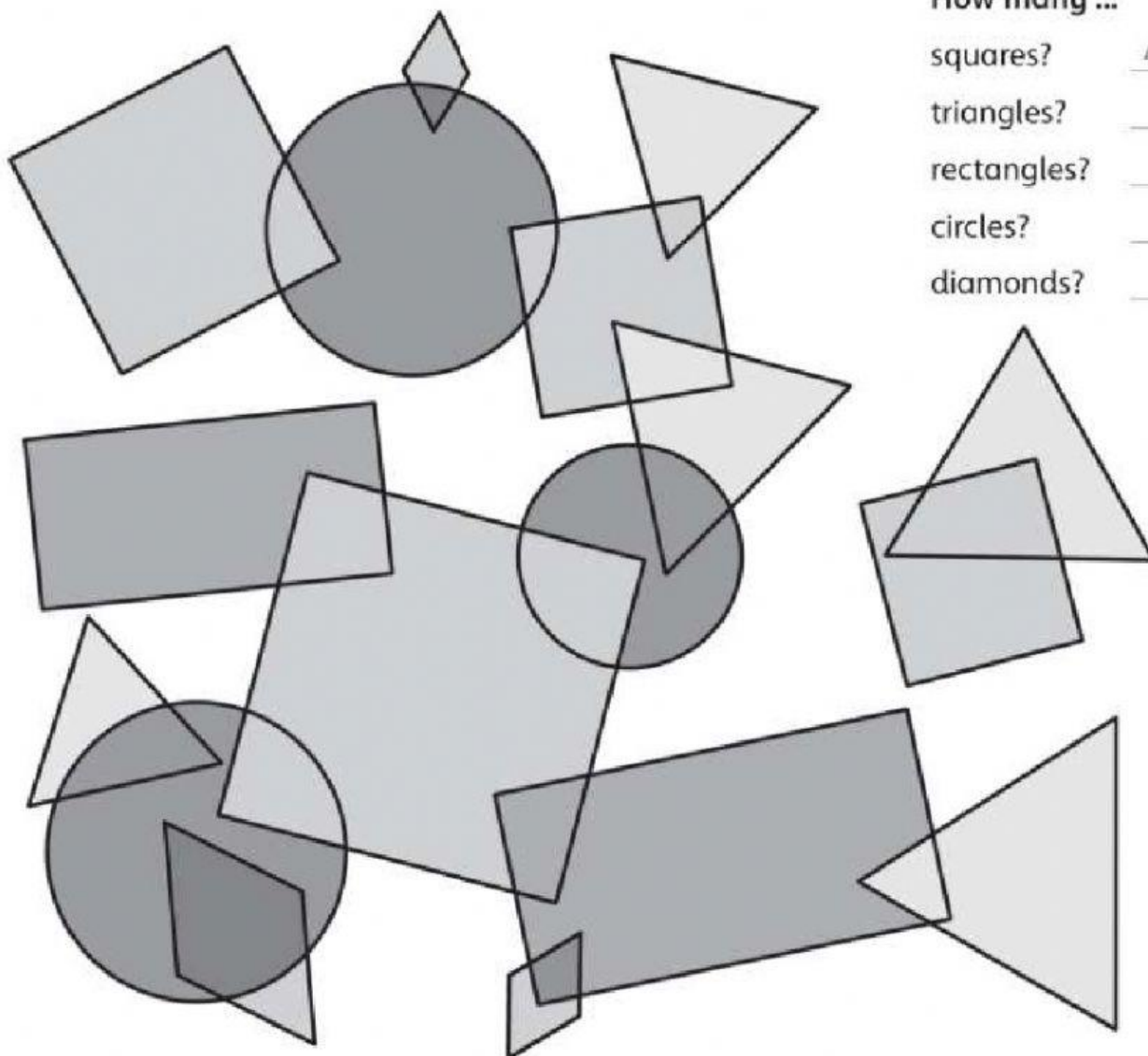
It's a triangle!





## Lesson Three Words

1 Find and count the shapes. Write.



How many ...

squares? 4

triangles?    

rectangles?    

circles?    

diamonds?    

2 Look at the picture again and write.

square triangle circle rectangle

1 It's got three sides. It's a triangle.

2 It's got four sides. Two are long. Two are short. It's a    .

3 It hasn't got sides. It's a    .

4 It's got four sides. They're all the same. It's a    .