

- 1) Sing the song. (hace click en los altavoces  , de ahí sale la musica)
 3) Find, count and write. (busca los objetos y escribi el numero de objetos que encuentras)

Starter Unit

Hello, friends!

Lesson 1

1 Listen and point. Sing *What's your name?*



2 Say *The ten balloons* chant.



3 Find, count and write.

 balloons

 bananas

 balls

 hats

 socks

 books

 dogs

 bike

4 four

Key learning outcomes: identify and say numbers 1–10
 Language: Hello. Goodbye. What's your name? I'm (Jake).

4) Find these shapes in the picture. (busca esas figuras en la historia)

1 Listen and repeat. Act out.  CD1 4

2 Listen and find. Point.  CD1 5



3 Point. Ask and answer.
What's this? It's a balloon.

4 Find these shapes in the picture.
circle rectangle
square triangle oval

Key learning outcomes: identify and say five shapes
Language: What's this? It's a (bike).

1) Listen and read the story. (hace click en el altavoz  de ahí sale el sonido de la historia)

S Lesson 3 Story



A big surprise

1 Listen and read. Act out.  CDT 6



6 six

Key learning outcomes: read, listen and understand a story about a magic bike
Language: What colour is it? It's green.

1) Listen and sing the song. (hace click en el altavoz  de ahí sale el sonido de la historia)



Lesson 4

S

1 Listen and sing **Seven days a week.**



Monday, Tuesday,
Wednesday, Thursday,
Friday, Saturday and Sunday.

Seven days a week.
Seven days a week.
We ride our magic bike,
Seven days a week.



2 **Talk Partners** Listen. Ask and answer.



- MONDAY
- TUESDAY
- WEDNESDAY
- FRIDAY
- SATURDAY
- SUNDAY

Key learning outcomes: ask and answer about days of the week
Language: *What day is it today? It's (Thursday).*

seven **7**

AHORA VAMOS A TRABAJAR EN EL ACTIVITY BOOK

PAGES 2, 3, 4 AND 5



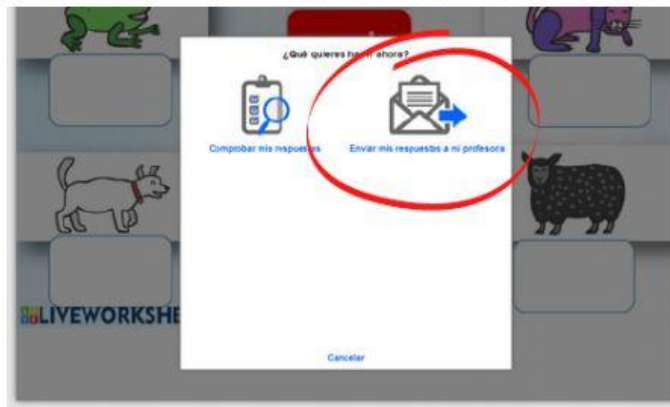
Para realizar las actividades, solo deben hacer click en el link que deajo debajo, no deben enviar otras actividades, solo esa.

Recibire las actividades a mi casilla de mail, COMO LO HAGO?

1 hacer click en TERMINAR/FINISH



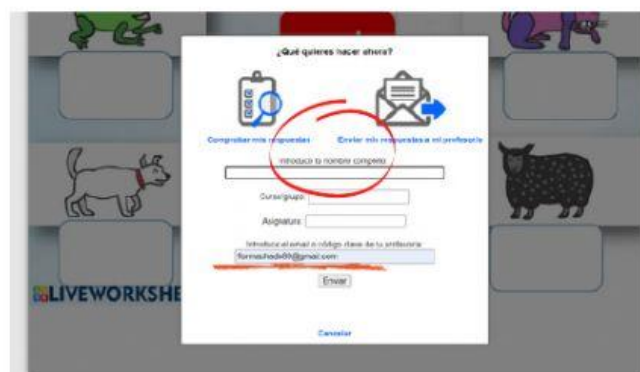
2 hacer click en ENVIAR MIS RESPUESTAS A MI PROFESORA



3 escribir el NOMBRE y apellido del alumno

4 escribir mi EMAIL: flormachado89@gmail.com (así me llega a mi email la tarea del alumno)

5 hacer click en ENVIAR



SE PUEDE ENTREGAR HASTA EL LUNES 10/5 

1) Read and match. (uni con flechas)

2) Think, count and write. (completa la secuencia de numeros)

NO TE OLVIDES DE COMPLETAR LA PALABRA SECRETA AL FINAL DE LA PAGINA

Lesson 1

Starter Unit

Hello, friends!

1 Read and match. Say.

three two seven eight

one five six nine

four ten

2 Think and write. Say.

1 2 3 4 5

3 4 5 6 7

5 6 7 8 9

6 7 8 9 10









2 two




h _____




- 1) Read and circle. (lee, identifica el objeto y encerralo en un cuirculo)
 2) Write the answer. (completa la la resuesta a cada pregunta)
 NO TE OLVIDES DE COMPLETAR LA PALABRA SECRETA AL FINAL DE LA PAGINA

1 Read and circle. Say.

- 1 It's a banana.    2 It's a sock.   
- 3 It's a square.    4 It's a ball.   
- 5 It's a dog.    6 It's a book.   

2  **Talk Partners** Read, trace and write. Ask and answer.

hat ~~ball~~ book

- 1  What's this?
 It's a ball.
- 2  What's this?
 It's a _____.
- 3  What's this?
 It's a _____.



d _____

1) Read and colour. (lee y pinta la bici)


2) Draw and colour the bike. Answer the question. (dibuja una bici y pintala como mas te guste y contesta la pregunta sobre tu bici)

NO TE OLVIDES DE COMPLETAR LA PALABRA SECRETA AL FINAL DE LA PAGINA


S Lesson 3 Story

After you read

1 Read and colour the bike. Say.



2  Colour and write. Ask and answer.  **Talk Partners**



What colour is it?

It's _____ and _____.

4 four



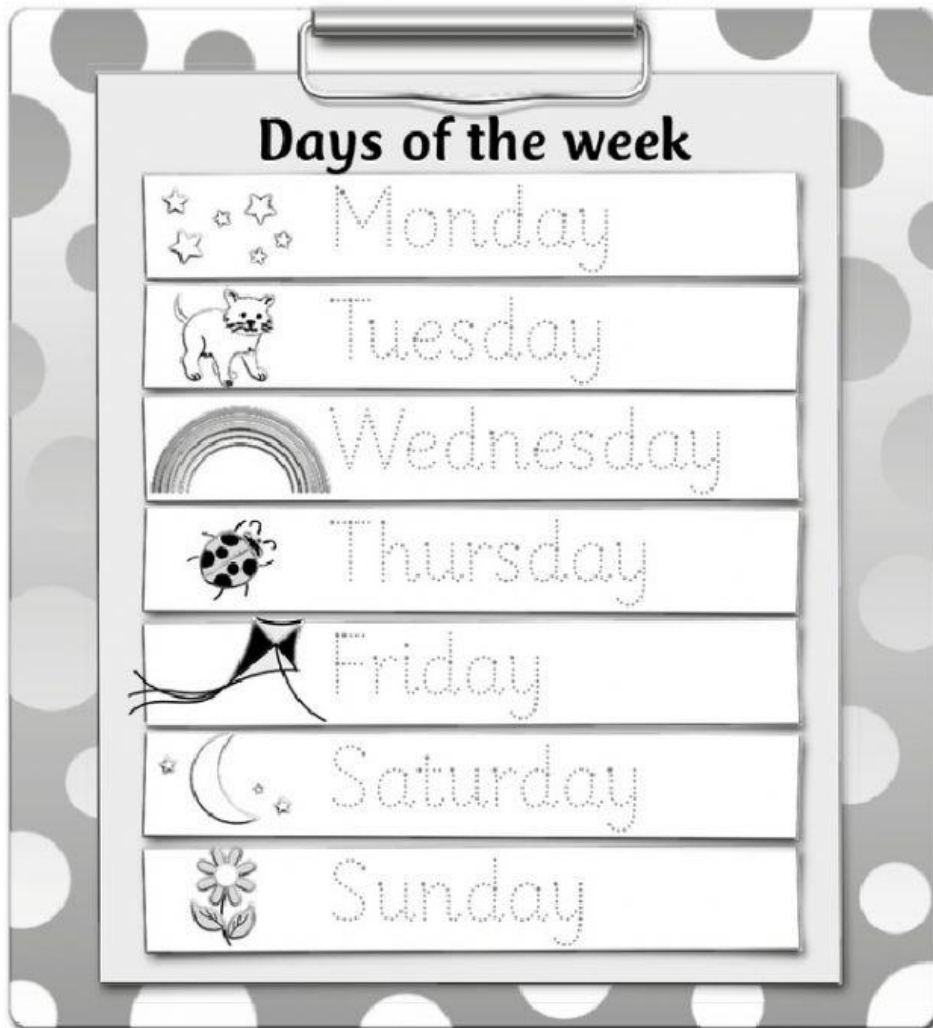
c. _____

1) Write the days of the week on your folder and sing the song (escribi los dias de la semana en tu careta y despues canta la cancion)
NO TE OLVIDES DE COMPLETAR LA PALABRA SECRETA AL FINAL DE LA PAGINA








Lesson 4 **Vocabulary and Grammar**

S

1 Trace. Listen and point. Say the missing day.  CD1 09




Days of the week

	Monday
	Tuesday
	Wednesday
	Thursday
	Friday
	Saturday
	Sunday



2  **Talk Partners** Read and write. Ask and answer.

What day is it today? It's _____.

3  **My progress** Make your traffic light. Listen to the teacher and point.

 Teacher's Resource Bank

Key for Activity 3: 1. I can say the numbers 1-10. 2. I can say the colours. 3. I can ask and answer *What day is it today?* 4. I listen to the teacher. 5. I listen to other pupils.

  b. _____

five **5**