









## Worksheet Science

### "Friction 2"

(Read the note about friction to make you more understand)

- A. Look at the pictures below. Write what frictions which happen around us.  
Use the words in the box.

shoe	grass	car	Ice skate	airplane	Boat
road	ice	water	ball	pavement	Air

 and 	 and 
<input type="text"/> and <input type="text"/>	<input type="text"/> and <input type="text"/>
	
<input type="text"/> and <input type="text"/>	<input type="text"/> and <input type="text"/>
	
<input type="text"/> and <input type="text"/>	<input type="text"/> and <input type="text"/>

- B. Write whether friction is 'useful' or 'not useful' in the activities below.

▪ brake the car <input type="text"/>	▪ play a slide <input type="text"/>
▪ ride a bike <input type="text"/>	▪ turn a car to the left <input type="text"/>
▪ stop sliding <input type="text"/>	▪ kick a ball <input type="text"/>
▪ fly the plane <input type="text"/>	▪ stop a trolley <input type="text"/>