








HOMEWORK 1 – WRITING EXERCISE

Name..... **Course**..... **Date**.....

Activity 1. Write the adjectives and the opposite of each one.

Adjectives

Activity 2. After having read Coco's film review, rate the review. Choose one of them. Then answer the question below.



★★★★★ Loved it - fantastic

★★★★☆ Liked it - really good

★★★☆☆ It was ok - ok

★★☆☆☆ Disliked it - bad

★☆☆☆☆ Hated it - terrible

Would you recommend watching this movie? YES___ NO___ Why?

YES ☐ NO ☐



Yes (No), I would (wouldn't) recommended it, because

.....

Activity 3. First watch the video. Now you are going to write a book review. Follow these steps.




Writing a **book review**

- we usually use the **present tenses**

Example: The main character **is** a boy. When the family **is traveling** to the coast, the children **play** with their cousins.

- We also use **adjectives** - descriptive words

Example: The boy was very **timid**, **thin**, and **weak**.



BOOK REVIEW	
Step 1 Start with the book's title	"Mama Coco"
Step 2 Use adjectives and descriptive phrases.	It is an affecting and interesting drama which shows the Mexican traditions and customs.
Step 3 Explain the story but don't tell the end!	The story follows a young boy named Miguel who is accidentally transported to the Land of the Dead.
Step 4 Write your opinion of the book.	It is a wonderful story; I really love it.
Step 5 Why should people read the book?	Everybody must read this because it shows us the power of unconditional love.
Write the complete review in your notebook	