IP # 1 - CHAPTER 5

Find the MEAN, MEDIAN, MODE and RANGE of each set of data.

9, 6, 5, 5, 2, 3, 5

Mean = ____ Median = ____ Mode = ____ Range = ____

Complete the stem-and-leaf plot using the numbers below.

15, 16, 23, 23, 32, 32, 32

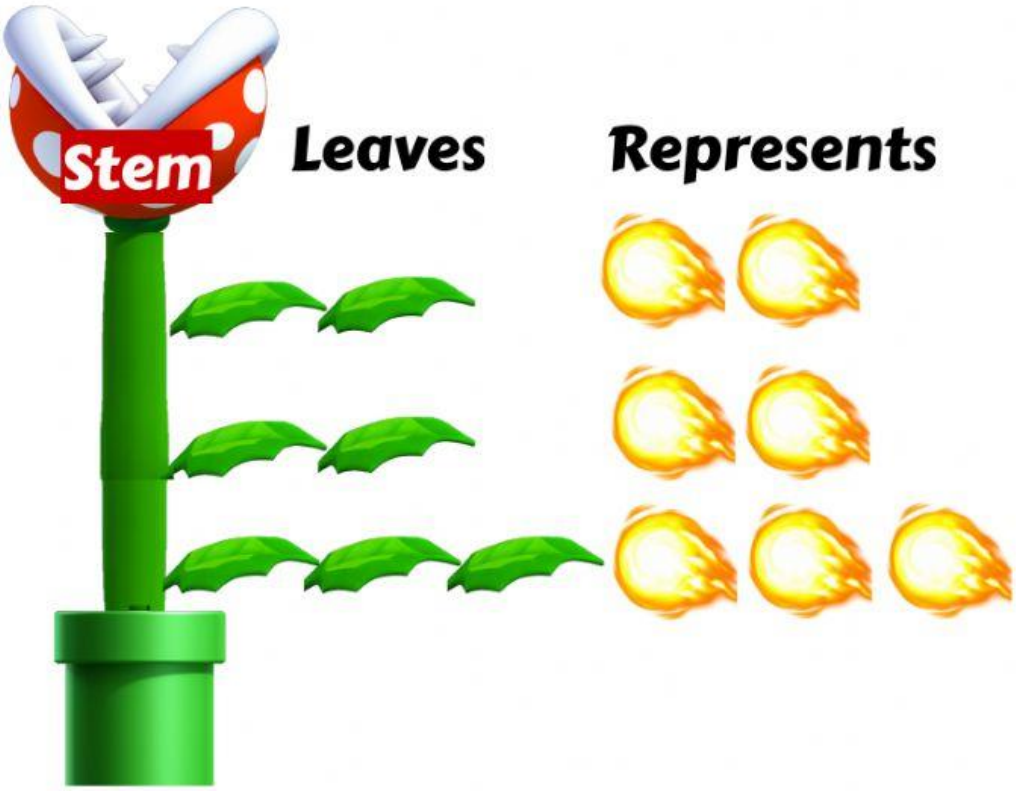

Median = ____ Mode = ____ Range = ____

LIVEWORKSHEETS

Look at the bags of coins. A coin is drawn from each bag.

Possible Outcomes	Yellow	Yellow, Blue	Yellow, Blue	Blue, Yellow	Blue
Likelihood of Picking a YELLOW coins					

LIVEWORKSHEETS

Complete using: More Likely, Less Likely, Equally Likely, Certain, Impossible

Mario has found with some villains, and he has to capture them, they are, Donkey Kong, Bowser, Wario, King Boo

Probability of capture Donkey Kong



Probability of capture King Boo or Wario

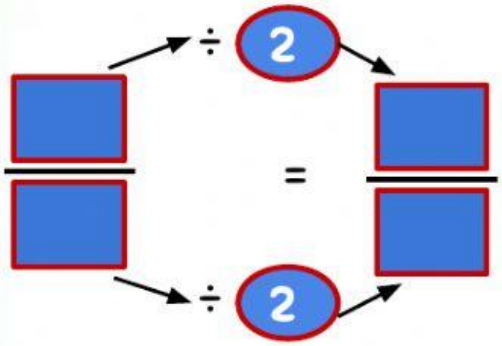

Probability of capture Dry Bones

LIVEWORKSHEETS