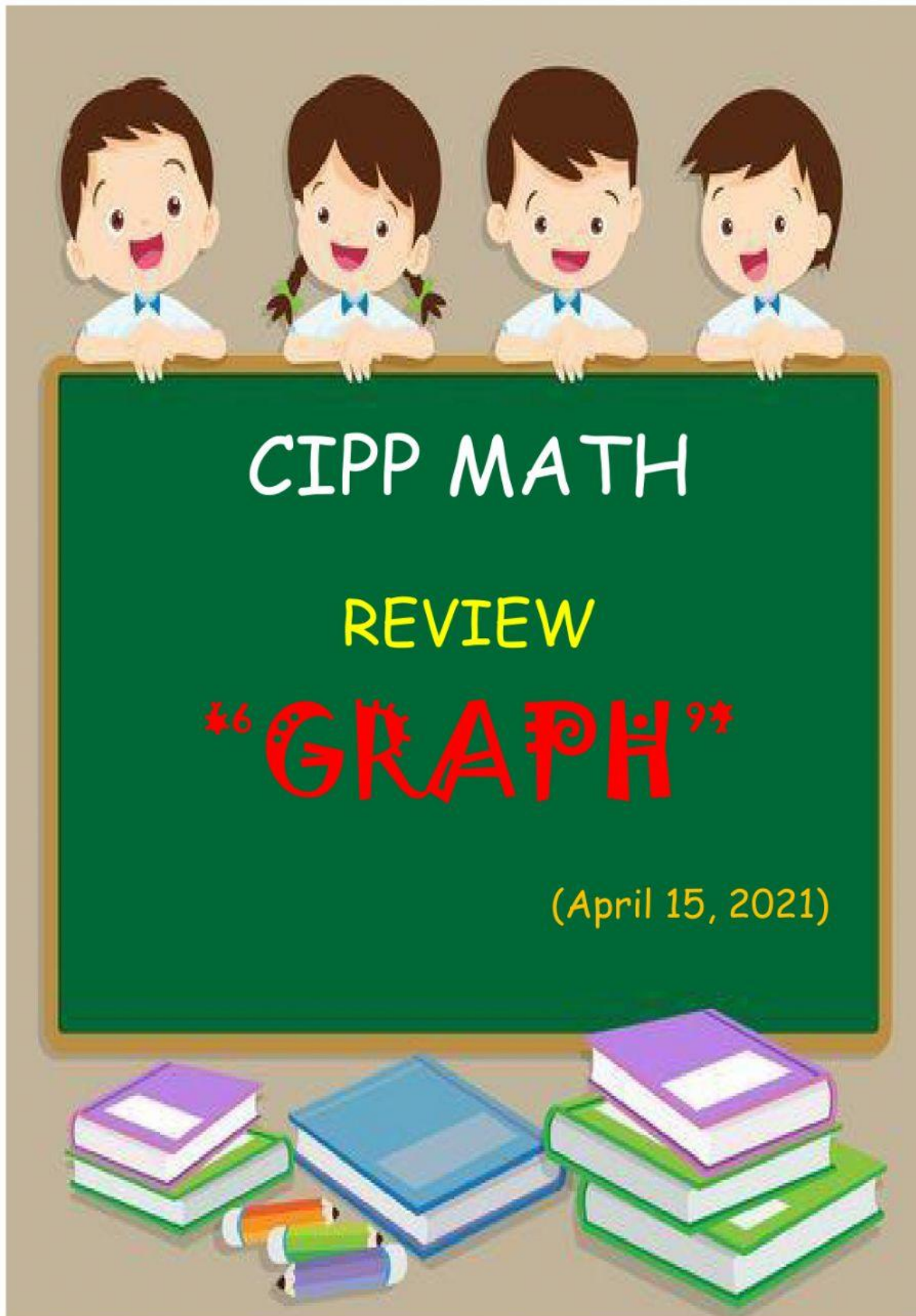


Nama : _____
Tanggal : _____



SD Tumbuh – Jogja Educational Spirit
Kelas : Lower B
Inquiry : Our Earth
Mata Pelajaran : CIPP Math

Teacher's feedback:

Nama : _____
Tanggal : _____

Hello my Lower B friends! Today we will reviewing all materials about graph. Do the worksheet bellow correctly!



*6 Tally Chart *9*

Ogot surveyed his classmates to find out their favorite subjects in school. He made a tally chart to record the result.



SUBJECT	COUNT
MATH	
SCIENCE	
ART	
ENGLISH	

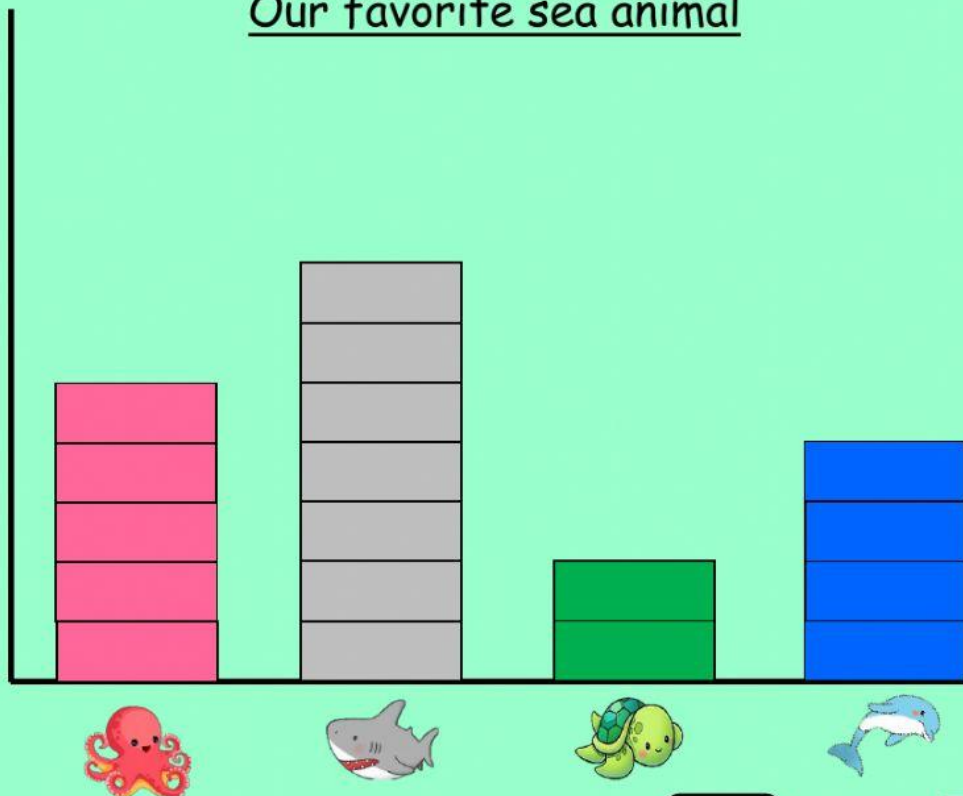
1. How many of Ogot's classmates chose English as their favorite subject?
2. How many more students chose Math than science?
3. Which subject had the most votes?



Nama : _____
Tanggal : _____

*6 Bar Graph *7

Our favorite sea animal



4. How many children chose  ?



5. How many children chose  ?



6. How many children chose  and  alltogether?



7. How many sea animals alltogether?







SD Tumbuh – Jogja Educational Spirit
Kelas : Lower B
Inquiry : Our Earth
Mata Pelajaran : CIPP Math

Teacher's feedback:

Nama : _____
Tanggal : _____



*6 Pictograph *



1) Which has the most?



2) How many more  than .



3) How many  are there?



SD Tumbuh – Jogja Educational Spirit
Kelas : Lower B
Inquiry : Our Earth
Mata Pelajaran : CIPP Math

Teacher's feedback: