MULTIPLICATION

Using Arrays

A. Complete the statements and multiplication facts for each array.

1.

rows of =

x =

2.



rows of =

x =

3.

rows of =

x =

4.



rows of =

x =

5.

rows of =

x =

6.

rows of =

x =

LIVEWORKSHEETS

7.



rows of =

× =

8.

rows of =

× =

9.



rows of =

× =

10.

rows of =

× =

11.



rows of =

× =

12.

rows of =

× =

LIVEWORKSHEETS

B. Drag and drop the objects to create arrays for each statement. Write the multiplication facts.

1. 3 rows of 1 =



× =

2. 2 rows of 6 =

× =

3. 3 rows of 3 =

× =

LIVEWORKSHEETS