


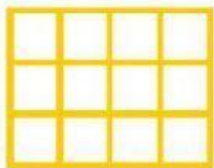


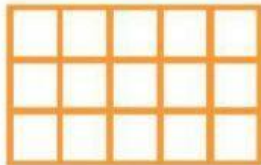



Arreglos rectangulares

- INSTRUCCIONES:** Cuenta las filas y columnas de cada arreglo rectangular e identifica la tabla que corresponde para saber la cantidad de cuadros que hay en total y colócala abajo.



3x6 2x6 2x2

2x5 3x5 2x8

2x7 3x4

3x3 3x9