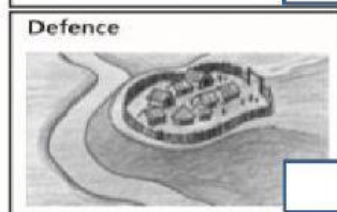

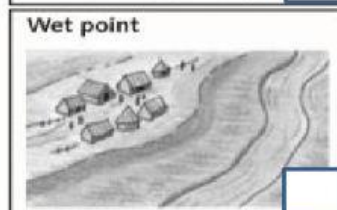
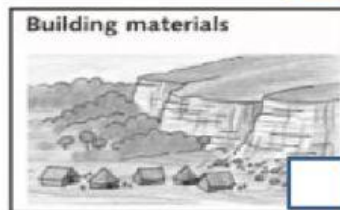
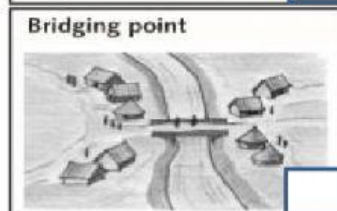





Match each location factors with the correct picture.



A

Stone, wood and clay were to be found nearby.

E

A site safe from flooding and away from marshy areas.

B

A place where the river was shallow and narrow enough to enable a bridge to be built.

F

There was land for rearing animals and growing crops.

C

A place needed shelter from the prevailing south-westerly and cold northerly winds.

G

A good defensive site would be within a river bend or on a hill.

D

Fuel for heating and cooking could be found.

H

A settlement needed to be close to a reliable source of fresh water.

2 Complete the grid using words from the Wordbox.

**Wordbox**

- dry point
- building materials
- defence
- wet point
- shelter and aspect
- bridging point
- food supplies
- fuel supply