SWCS 1

Check Your Knowledge

Your First Day in Scratch

Answer the following questions to check your understanding. Choose the letter that best describes the answer.

1. I want my sprite to move backwards. How would I change this block to make my sprite move backwards?

2. I want to run each of these scripts. What is the difference between them?

Script 1

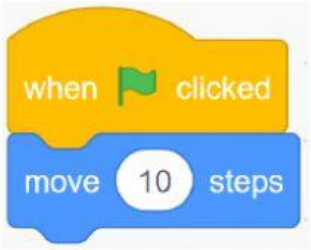

Script 2

3. How can you add a move block into the scripts editor?

4. What do I have to do to make the sound stop playing?

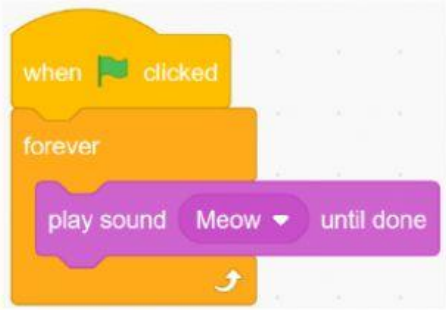

LIVEWORKSHEETS

SWCS 1

Check Your Knowledge

Your First Day in Scratch

5. I want my sprite to dance while the music is playing. What am I doing wrong?

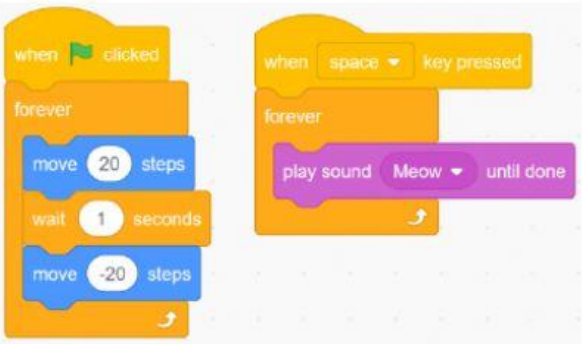

For Numbers 6 to 10, refer to the picture below:

6. I'm trying to make my sprite move but it says that there are no motion blocks. Why is that so?

7 – 10. How can I solve my problem above? Arrange the following in order to solve the problem above.

_____ Click the Move block.

_____ Choose the Motion tab.

_____ Make sure the sprite is chosen before programming.

_____ Drag the Move block into the editor.

LIVEWORKSHEETS