


Identify shape traced from solid

Color the correct answer.

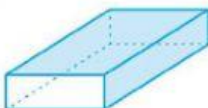
From this shape can you trace a circle ?



☒ yes
☐ or
☐ no


Color the correct answer.

From this shape can you trace a square ?



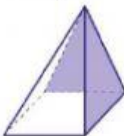
☒ yes
☐ or
☐ no

From this shape can you trace a rectangle ?



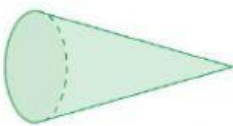
☒ yes
☐ or
☐ no

From this shape can you trace a square ?



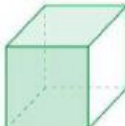
☒ yes
☐ or
☐ no

From this shape can you trace a circle ?



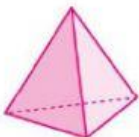
☒ yes
☐ or
☐ no

From this shape can you trace a square ?



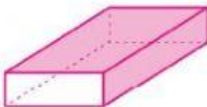
☒ yes
☐ or
☐ no

From this shape can you trace a triangle ?



☒ yes
☐ or
☐ no

From this shape can you trace a rectangle ?



☒ yes
☐ or
☐ no