Orientación temporal: antes y después.

Arrastra las imágenes para ordenarlas en el cuadro

1	2	3	4

1	2	3	4

LIVEWORKSHEETS



1	2	3	4

Coloca el número del 1, 2, 3, y 4 para ordenar la secuencia



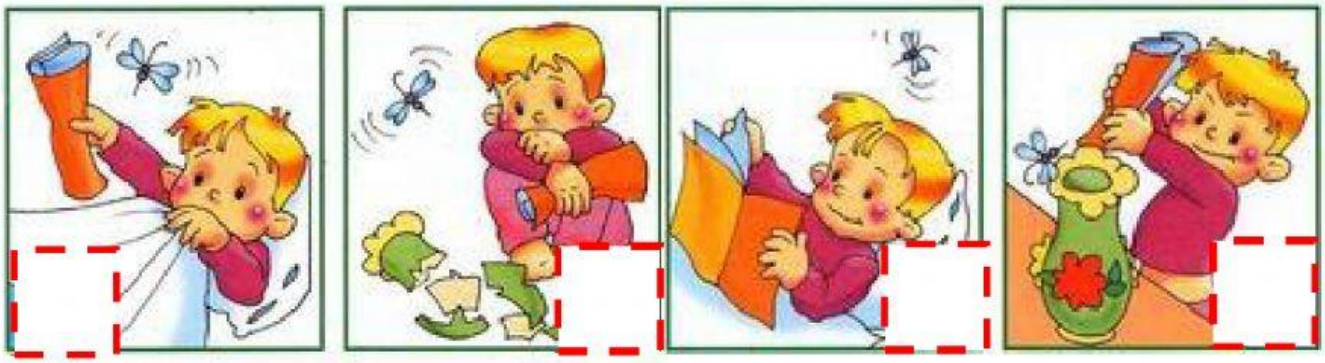

LIVEWORKSHEETS