ICM INSAN CENDEKIA MADANI	Chapter 4: More about Numbers to 20	Name :	
		Grade :	I (One)
		Subject :	Math
		Date :	

Sequence of Teaching	Marks	Score / Grading	Teacher Signature	Parent Signature
☐ Group Practice ☐ Independent Practice ☑ Assessment	23			

A. Split and Group Numbers to 20

1. Fill in the blank.

a) 

1 ten and _____ ones make _____.

So, 10 and _____ make _____. [2]

b) 

1 ten and _____ ones make _____.

So, _____ and _____ make _____. [2]

c) 

2 ten and _____ ones make _____.

So, _____ and _____ make _____. [2]

2. 10 and _____ make 17.

17 is 10 and _____.

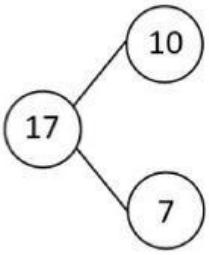

[1]

LIVEWORKSHEETS

3. Regroup 15 in different ways.

Write down the number

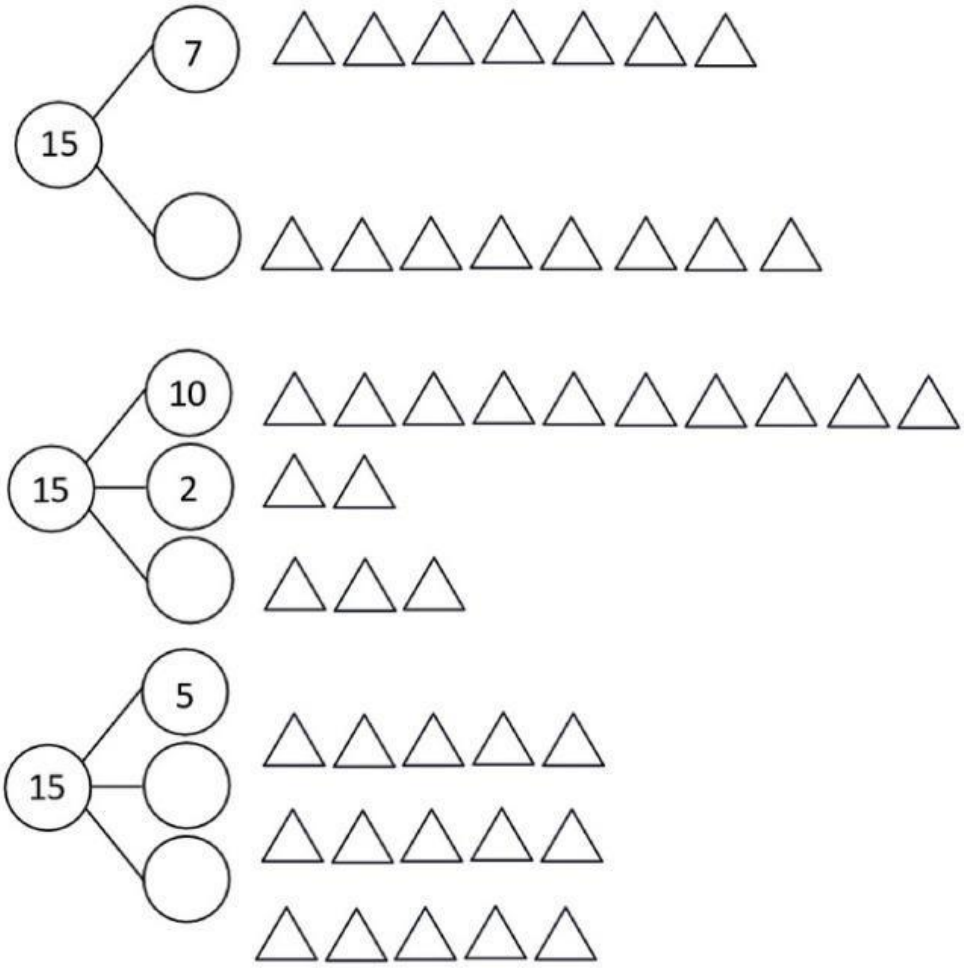

[3]

B. Compare and Order Numbers to 20

1. Circle the group that show the <u>same</u> number.



[1]

LIVEWORKSHEETS

2. Draw a ring around the **larger** number

a) 

b) 

[2]

3. Draw a ring around the **smaller** number

a) 

b) 

[2]

4. Write "more" or "fewer".



_____

_____

[2]

5. Count.

Then write the missing numbers.



a) Set A has _____ fewer beads than Set B.

b) Set B has _____ more beads than Set A. [2]

LIVEWORKSHEETS

6. Write the missing numbers.

(a)



(b)



[2]

7. Order the numbers.

Use the number line to help you.

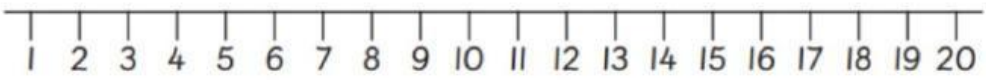

a) Order **15, 13 and 19** *from the* **largest** to the **smallest**.

____, ____, ____

largest smallest

[1]

b) Order **16, 18, 17** *from the* **smallest** to the **largest**.

_____, _____, _____

smallest largest

[1]

LIVEWORKSHEETS