INSTITUCION EDUCATIVA
TECNICO SUPERIOR INDUSTRIAL

MULTIPLICATION

Multiplication is a way to add the same number several times.

1. WHAT IS MULTIPLICATION?

It shows how many groups of equal size we have.

Example: **3 × 4 = 12**



3 groups of 4 apples = 12 apples

Repeated addition: 4 + 4 + 4 = 12

▶ Hear it

2. PARTS OF A MULTIPLICATION

5 × 6 = 30

- 5 → First factor
- 6 → Second factor
- 30 → Product (answer)

3. EASY RULES TO REMEMBER

0	Anything × 0 = 0 7 × 0 = 0	Always 0
1	Anything × 1 = the number itself 9 × 1 = 9	Stays the same
2	Multiply by 2 = double the number 6 × 2 = 12	Double it
5	Multiply by 5 = ends in 0 or 5 5 × 7 = 35	Ends in 0 or 5
10	Multiply by 10 = add a zero 8 × 10 = 80	Add a zero

4. MULTIPLICATION TABLE (1–10)

×	1	2	3	4	5	6	7	8	9	10
1	1	2	3	4	5	6	7	8	9	10
2	2	4	6	8	10	12	14	16	18	20
3	3	6	9	12	15	18	21	24	27	30
4	4	8	12	16	20	24	28	32	36	40
5	5	10	15	20	25	30	35	40	45	50
6	6	12	18	24	30	36	42	48	54	60
7	7	14	21	28	35	42	49	56	63	70
8	8	16	24	32	40	48	56	64	72	80
9	9	18	27	36	45	54	63	72	81	90
10	10	20	30	40	50	60	70	80	90	100

5. MULTIPLICATION USING ARRAYS

Arrays help us see multiplication.

Example: 4 × 3 = 12

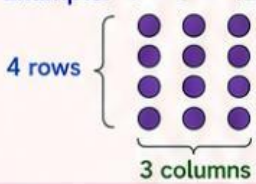

4 rows of 3 = 12

6. MULTIPLICATION WITH LARGER NUMBERS

Example: 23 × 4

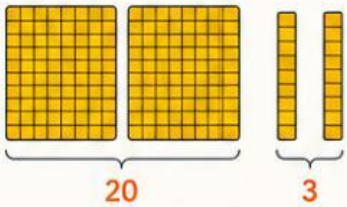

Break 23 into 20 and 3.

20 × 4 = 80

3 × 4 = 12

Add the products:

80 + 12 = 92

23 × 4 = 92

7. REAL-LIFE EXAMPLES

3 × 5 = 15

3 boxes with 5 pencils each.

4 × 2 = 8

4 plates with 2 cookies each.

8. PRACTICE TIME!

Solve the problems.

1. 2 × 6 = ☐
2. 3 × 7 = ☐
3. 4 × 8 = ☐
4. 5 × 6 = ☐
5. 6 × 7 = ☐
6. 7 × 8 = ☐
7. 8 × 9 = ☐
8. 9 × 6 = ☐
9. 10 × 5 = ☐
10. 12 × 4 = ☐

✓ Check Answers

↻ New Exercises

How did you do? I understand! | I need more practice | It's still difficult

Progress

Keep practicing! You are doing great!

Listen to all | Study again | Back to start

LIVEWORKSHEETS