# LIVEWORKSHEET 49

**Task 1. Complete the sentences about the graphs. Use suitable adverbs/adjectives if possible.**

1

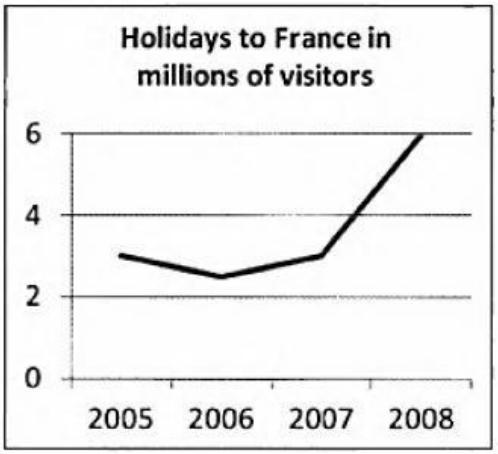


2

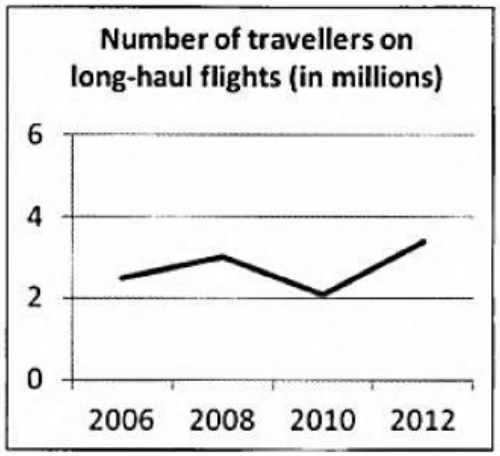


3

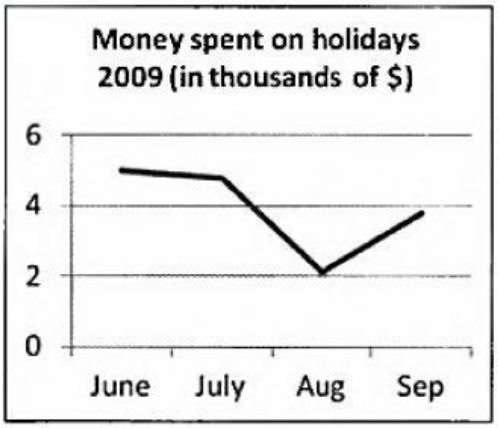


4

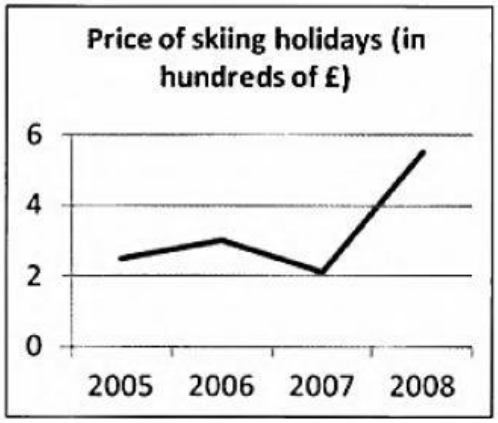


1 There was a ....sharp increase.... in the number of holidays to France in 2008.

2 The number of travellers on long-haul flights ..... between 2006 and 2012.

3 There was a ..... in the amount of money spent on holidays in August 2009.

4 The price of skiing holidays ..... in 2008.

**Task 2. For writing task 1, you may need to use time expressions to explain when something started or finished or to explain when something changed. For example:**

| | | | |
|---|---|---|---|
| **from** 1990 **to** 2000 | **between** 1990 **and** 2000 | | **for** ten years |
| twenty years **ago** | **in** 2010 | **since** 1980 | **in** January |

**Complete the time expressions in these sentences describing graphs 1–4 in Exercise 4.**

1 There was a slight increase in holidays to France between 2006 ..... 2007.

2 The number of long-haul flights fluctuated ..... four years.

3 The money spent on holidays remained stable ..... June and July.

4 The price of skiing holidays rose slightly ..... 2005 to 2006.

LIVEWORKSHEETS