尿液沈渣

LIVEWORKSHEETS

1. 圖中為尿沉渣鏡檢結果

此crystal為

(A)leucine crystal

(B)tyrosine crystal

(C)cysteine crystal

(D)cholesterol crystal

LIVEWORKSHEETS

2. 圖中為尿沉渣鏡檢結果

箭頭指示為何者

(A)leucine crystal

(B) calcium oxalate crystal

(C) uric acid crystal

(D)triple phosphate crystal

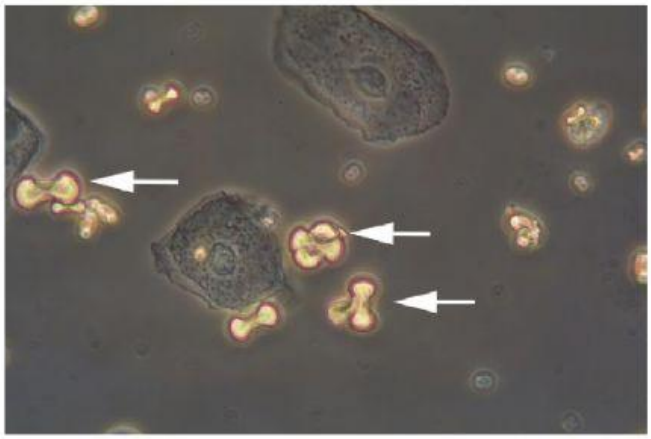

LIVEWORKSHEETS

3. 圖中為尿沉渣鏡檢結果

箭頭指示為何者

(A)leucine crystal

(B)uric acid crystal

(C)triple phosphate crystal

(D)calcium oxalate crystal

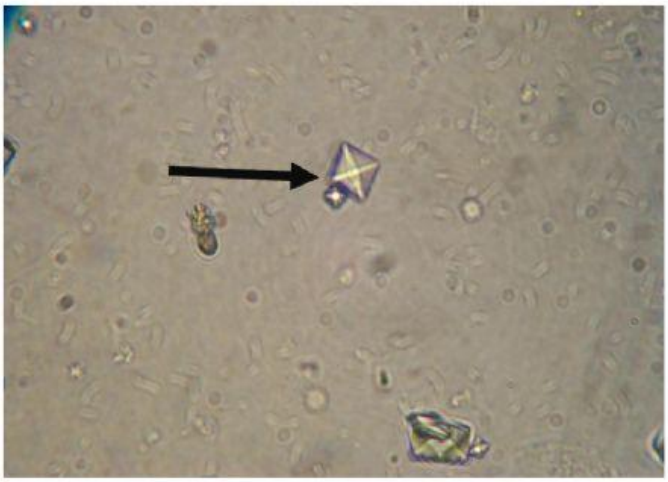

LIVEWORKSHEETS

4. 圖中為尿沉渣鏡檢結果

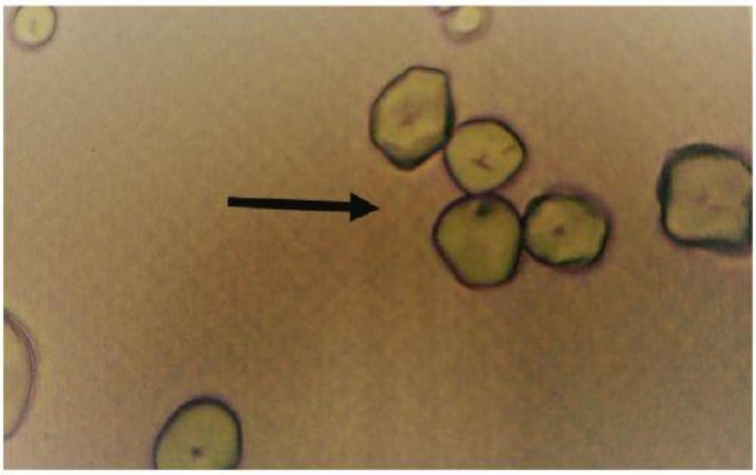

箭頭指示為何者

(A)air bubble

(B)fiber

(C)starch

(D)WBC

LIVEWORKSHEETS

5. 圖中為尿沉渣鏡檢結果

箭頭指示為何者

(A)ammonia biurate crystal

(B)uric acid crystal

(C)tyrosine crystal

(D)triple phosphate crystal

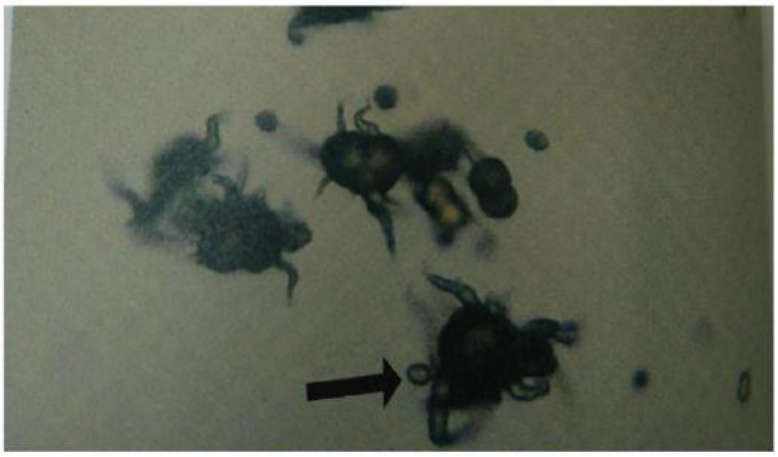

LIVEWORKSHEETS

6. 圖中為尿沉渣鏡檢結果

箭頭指示為何者

(A)renal tubule epithelial cell

(B)transitional epithelial cell

(C)squamous epithelial cell

(D)Mucus

LIVEWORKSHEETS

7. 圖中為尿沉渣鏡檢結果

箭頭指示為何者

(A)renal tubule epithelial cell

(B)transitional epithelial cell

(C)squamous epithelial cell

(D)Mucus

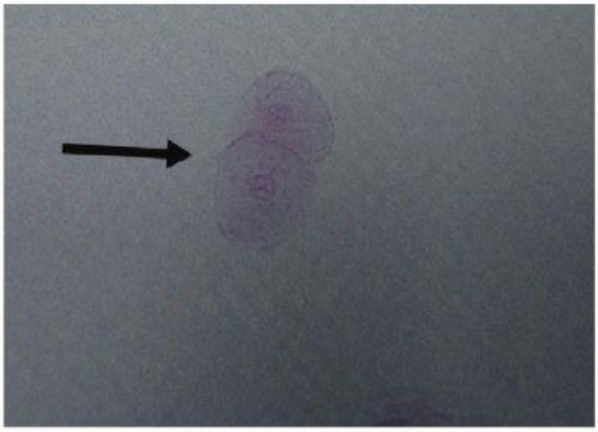

LIVEWORKSHEETS

8. 圖中為尿沉渣鏡檢結果

箭頭指示為何者

(A)hyaline cast

(B)fiber

(C)waxy cast

(D)cellular cast

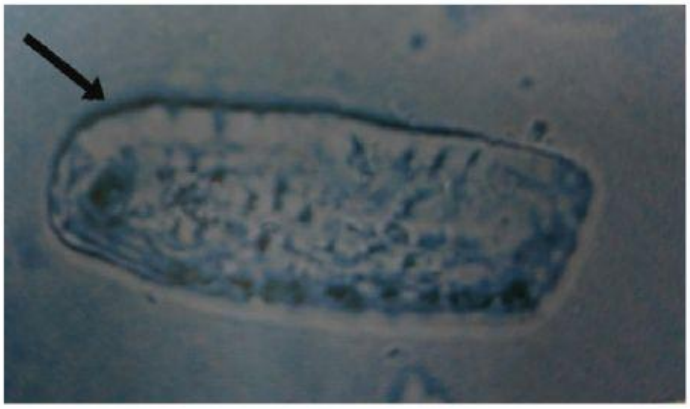

LIVEWORKSHEETS