Unit 1 e

Tips for the Sounds

e
短母音
嘴脣：張開（小）。 舌頭：舌頭向前抵住下牙床。 聲音：輕輕發出像「ㄟ」的聲音。

Words for the Sounds 10

e			
egg	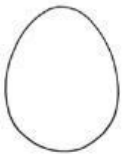	elk	
elephant		end	
elf		exit	

111(2)ww2-Phonics練習講義-內頁.indd 5
LIVEWORKSHEETS

e

bed		tent	
leg		vest	
net		west	

Fun with the Sounds 11

b	ed	→	bed
l	eg	→	leg
n	et	→	net
t	ent	→	tent
v	est	→	vest
w	est	→	west

111(2)ww2-Phonics練習講義-內頁.indd 6
LIVEWORKSHEETS

Let's Chant 12~13

E, e, egg.
Your egg is red.
E, e, elk.
My elk is red.
Your egg and my elk are red.



E, e, tent.
Your tent is red.
E, e, vest.
My vest is red.
Your tent and my vest are red.

Let's Practice

A. Listen and Mark 仔細聽，母音發音是 e 的畫 O，不是畫 X。 14

❶ (　　) ❷ (　　) ❸ (　　)

❹ (　　) ❺ (　　) ❻ (　　)

B. Listen and Circle 仔細聽，圈出正確的單字。 15

❶ egg add ❷ mitt met ❸ pet pit

❹ lot let ❺ ten tin ❻ net nut

111(2)ww2-Phonics練習講義-內頁.indd 7
LIVEWORKSHEETS

C. Listen and Write 仔細聽，將 a, e, t 填入空格中。 16

❶ ba___ ❷ ___lk ❸ n___t

❹ ___gg ❺ l___g ❻ ___x

D. Listen and Number 仔細聽，將單字依序編號。 17

elk	tent	end	net	vest	west

E. Listen and Fill In 仔細聽，將單字填入正確的空格中。 18

vest net bed egg

❶ It's time for _____.

❷ This is my _____.

❸ An _____ is in the _____.

111(2)ww2-Phonics練習講義-內頁.indd 8

LIVEWORKSHEETS