

🌳 Trees Are Wonderful! 🌳

A Worksheet About Planting Trees

Name: _____ Class: _____ Date: _____

Exercise 1: Match the Picture! 🔍

There are 11 pictures (A to K). Read the 11 descriptions. Write the correct picture letter next to each description number.

 <p>Picture A</p>	 <p>Picture B</p>	 <p>Picture C</p>	 <p>Picture D</p>	 <p>Picture E</p>
 <p>Picture F</p>	 <p>Picture G</p>	 <p>Picture H</p>	 <p>Picture I</p>	 <p>Picture J</p>

Description 1

- This picture has a blue and green background.
- There are eight small round photos at the top.
- They show people planting and hugging trees.
- There is a big photo of people working in a park.
- There is a green wheel picture about trees in the city.
- In the corner, there is a strange dark photo.
- The picture has many different parts.

Description 2

- This picture has a black frame around it.
- The background inside is light blue.
- There are six round photos.
- All the photos show people planting trees.
- Some photos show hands and soil.
- One photo has tall buildings in the back.
- The colors are green, blue, and brown.

Description 3

- This picture has a golden, autumn photo.
- A girl plants a tree with her family.
- There is a photo of two hands making a heart on a tree.
- There is a photo of hands planting a green seedling.
- Another photo shows three people planting a tree together.
- There is a poster about the importance of planting trees.
- The colors are yellow, green, and blue.

Description 4

- This picture has a big star shape.
- The background is black.
- Inside the star, there are photos of people.
- The people are planting trees in different countries.
- We can see gloves, a shovel, and small trees.
- The colors are green and brown.
- It shows people around the world working together.

Description 5

- This picture has a soft pink background.
- There is a big white heart in the middle.
- Inside the heart, there is a green tree.
- The tree shows the benefits of trees.
- There is a green poster that says "The benefits of trees."
- There is a small girl planting a green plant.

Description 6

- This picture has a white background.
- There are six small green icons in circles.
- One photo shows two hands planting a small tree.
- There is a big blue circle about how trees help.
- There is a poster about trees and health.
- At the bottom, there are photos of families and friends.

- The picture feels soft and gentle.

- The main color is green.

Description 7

- This picture has a black square frame.
- There are four photos inside.
- One photo shows trees from above, like a bird sees them.
- One photo shows a park with water.
- One photo shows people carrying green branches.
- One photo shows a woman sitting under a big tree.
- The colors are green, yellow, and blue.

Description 8

- This picture has a light green frame.
- There is a big photo of a man with a hat.
- He has a flower in his mouth.
- He is planting a small pine tree.
- There is a small cartoon of people planting a tree.
- There are photos of hands planting a green plant.
- The mood is funny and happy.

Description 9

- This picture has many small pictures.
- One picture shows a man and a computer screen.
- There is a cute green tree character on the screen.
- Some pictures are cartoon drawings of people planting.
- One picture has a big banner with words on it.
- Two photos show people planting trees outside.
- The background is white.

Description 10

- This picture has an orange background.
- There are many small round photos.
- Many photos show a girl walking in a forest.
- She wears a backpack and a cap.
- Some photos show a boy looking up at the trees.
- The last photos show two hands making a green heart on a tree.
- The picture feels warm and happy.

My answers:

1=___ 2=___ 3=___ 4=___ 5=___

6=___ 7=___ 8=___ 9=___ 10=___

Exercise 2: My Tree-Planting Speech!

Choose ONE picture (A to K) that you like best. Use the Sentence Bank below to complete your speech. Write the letters you choose on the blank lines, then say your speech out loud!

I am talking about Picture: 

Bank 1 — What color is your picture? (choose one)

- a. green and white
- b. blue and green
- c. orange and yellow
- d. pink and white
- e. black and colorful
- f. many bright colors

Bank 2 — What can you see in your picture? (choose one or two)

- a. people planting a tree
- b. hands and soil
- c. a big tree drawing
- d. a heart shape
- e. a star shape
- f. small posters with facts
- g. round photos of people
- h. a family planting trees

Bank 3 — What else is special about it? (choose one)

- a. a black frame around the picture
- b. a poster with words

- c. a cartoon character
- d. a wheel-shaped diagram
- e. a butterfly
- f. a photo from above, like a bird sees it

Bank 4 — Why are trees important? (choose 4)

- a. Trees give us clean air to breathe.
- b. Trees give a home to birds and animals.
- c. Trees make the air cooler in summer.
- d. Trees give us fruit and wood.
- e. Trees help stop the soil from washing away.
- f. Trees make our town more beautiful.

Bank 5 — Why do you like this picture?

- a. because trees help our planet
- b. because planting trees is fun
- c. because trees make people happy
- d. because trees are good for animals












Bank 6 — What do we need to protect trees?

- a. We should not cut down trees.
- b. We should water young trees.
- c. We should not throw rubbish near trees.
- d. We should protect trees from fire.
- e. We should plant more trees every year.

My speech Template

Fill in each blank with a word or sentence from the Sentence Bank.

Some lines are already written for you.

1. Look at Picture !
2. The picture has a  background. (Bank 1)
3. I can see  (Bank 2)
4. The picture also has  (Bank 3)
5. Trees are very important for us.
6.  (Bank 4)
7.  (Bank 4)
8.  (Bank 4)
9.  (Bank 4)
10. I like this picture  (Bank 5)
11. To protect trees, I think we should  . (Bank 6)
12. Trees help our planet, and our planet is our home.
13. Planting a tree is a small thing, but it helps a lot.
14. I am happy to talk about trees today.
15. Thank you for listening!