

Name: \_\_\_\_\_

Class: \_\_\_\_\_

# WORKSHEET

## DESCRIBING PEOPLE

### Activity 1: Mini Theory

#### Read the explanation and examples.

We use adjectives to describe a person. Adjectives can describe how a person looks (appearance) and who they are (personality).

Examples:

- ✓ He is tall and friendly.
- ✓ She has a beautiful face.

### ADJECTIVES TO DESCRIBE PEOPLE

| No. | Adjective | Arti (Meaning) |
|-----|-----------|----------------|
| 1.  | Friendly  | Ramah          |
| 2.  | Funny     | Lucu           |
| 3.  | Kind      | Baik Hati      |
| 4.  | Smart     | Pintar         |
| 5.  | Brave     | Berani         |
| 6.  | Lazy      | Malas          |
| 7.  | Honest    | Jujur          |
| 8.  | Shy       | Pemalu         |
| 9.  | Talkative | Cerewet        |
| 10. | Polite    | Sopan          |
| 11. | Happy     | Bahagia        |
| 12. | Sad       | Sedih          |
| 13. | Angry     | Marah          |
| 14. | Tired     | Lelah          |
| 15. | Handsome  | Tampan         |

| No. | Adjective | Arti (Meaning)    |
|-----|-----------|-------------------|
| 16. | Beautiful | Cantik            |
| 17. | Cute      | Lucu/Menggemaskan |
| 18. | Young     | Muda              |
| 19. | Old       | Tua               |
| 20. | Tall      | Tinggi            |
| 21. | Short     | Pendek            |
| 22. | Thin      | Kurus             |
| 23. | Chubby    | Gemuk/Chubby      |
| 24. | Strong    | Kuat              |
| 25. | Weak      | Lemah             |
| 26. | Creative  | Kreatif           |
| 27. | Helpful   | Suka Membantu     |
| 28. | Serious   | Serius            |
| 29. | Naughty   | Nakal             |
| 30. | Generous  | Dermawan          |



## Activity 2: Comic Strip

Read the comic. You can press the bubbles to hear the dialogue.



## Activity 3: Vocabulary Translation

Choose the correct word in English.

1. *Ramah* in English is \_\_\_\_\_
2. *Pemalu* in English is \_\_\_\_\_
3. *Tinggi* in English is \_\_\_\_\_
4. *Baik hati* in English is \_\_\_\_\_
5. *Kurus* in English is \_\_\_\_\_

**Activity 4: Drag and Drop**  
**Match the words with the pictures.**

Thin

Short

Chubby






Tall

Kind

Shy

Friendly

180cm



**Activity 5: Scramble Word**

**Unscramble the letters to make a correct word.**

1. LATL → \_\_\_\_\_

2. NIHT → \_\_\_\_\_

3. HSY → \_\_\_\_\_

4. DNFRLIY → \_\_\_\_\_

5. DIKN → \_\_\_\_\_



### Activity 6: Antonym

Draw a line to match the opposite words.

- |          |          |
|----------|----------|
| Tall ●   | ● Chubby |
| Thin ●   | ● Old    |
| Happy ●  | ● Short  |
| Strong ● | ● Sad    |
| Young ●  | ● Weak   |

### Activity 7: Simple Production

Choose two words from the box to describe your friend.

|           |          |          |       |
|-----------|----------|----------|-------|
| Tall      | Thin     | Friendly | Happy |
| Short     | Chubby   | Shy      | Sad   |
| Beautiful | Handsome | Brave    | Lazy  |

My friend is \_\_\_\_\_ and \_\_\_\_\_.

He/She is \_\_\_\_\_ and \_\_\_\_\_.

### Activity 8: Fill in the Blank

Complete the sentences. Use the adjectives you have learned.

1. Raka never lies. He is very \_\_\_\_\_
2. She loves talking to everyone. She is very \_\_\_\_\_
3. He is 180 cm now, quite \_\_\_\_\_ for his age.
4. My friend never gives up. She is very \_\_\_\_\_
5. He always says "Please" and "Thank you". He is very \_\_\_\_\_



You're done! Good job!

