

UNIT 7

FAME AND THE MEDIA

C. LISTENING

Exercise 1. In this unit, you will practise the skills you need to answer a diagram labelling task in IELTS Listening Section 4. The topic of this unit is survival and the environment. Read the information. Then choose the correct words to form collocations about the environment.

When you learn a new word, try to learn some collocations. Collocation are words that are commonly used together. For example, here are some typical collocations using the word environment:

Noun+ noun:

environment agency, environment policy

Adjective + noun:

new environment, safe environment

1. **noun + noun**

weather branches/forecast/storm

2. **noun + noun**

snow slope/ storm/ weather

3. **adjective + noun**

survival branches/wall/ situation

4. **noun + noun**

body situation/ slope/ temperature

5. **noun + noun**

cave forecast/ slope/wall

6. **noun + noun**

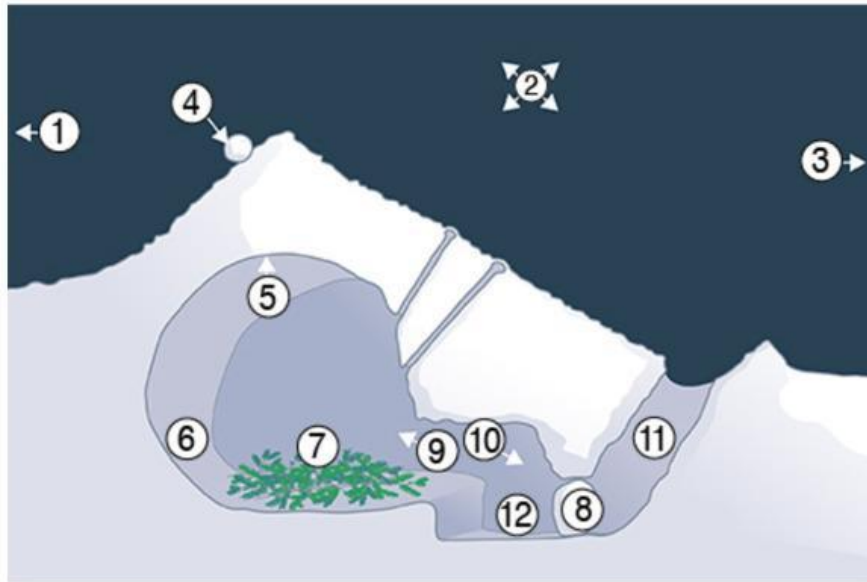
mountain forecast/ slope/ temperature

7. **noun + noun**

tree branches/ slope/wall

Exercise 2. Look at the diagram of a snow cave. Complete the descriptions of the diagram with the words in the box.

In the IELTS Listening test, you may have to label a diagram. Before you listen, it's a good idea to think about the words the speaker may use to describe the direction (e.g. away from), the position (e.g. on the bottom) or the location (e.g. the roof) of different parts of diagram.



Away from	back	bottom	entrance	inside	on the left
on the right	on top of	outside	roof	towards	tunnel

- Number 1 is _____ of the diagram.
- Number 2 is _____ the cave.
- Number 3 is _____ of the diagram.
- Number 4 is _____ the cave.
- Number 5 is the _____ of cave
- Number 6 is at the _____ of the cave.
- Number 7 is _____ the middle of the cave.
- Number 8 is the _____ to the cave.
- Number 9 is moving _____ the entrance.
- Number 10 is moving _____ the entrance.
- Number 11 is the _____.
- Number 12 is the _____ of the entrance to the cave.

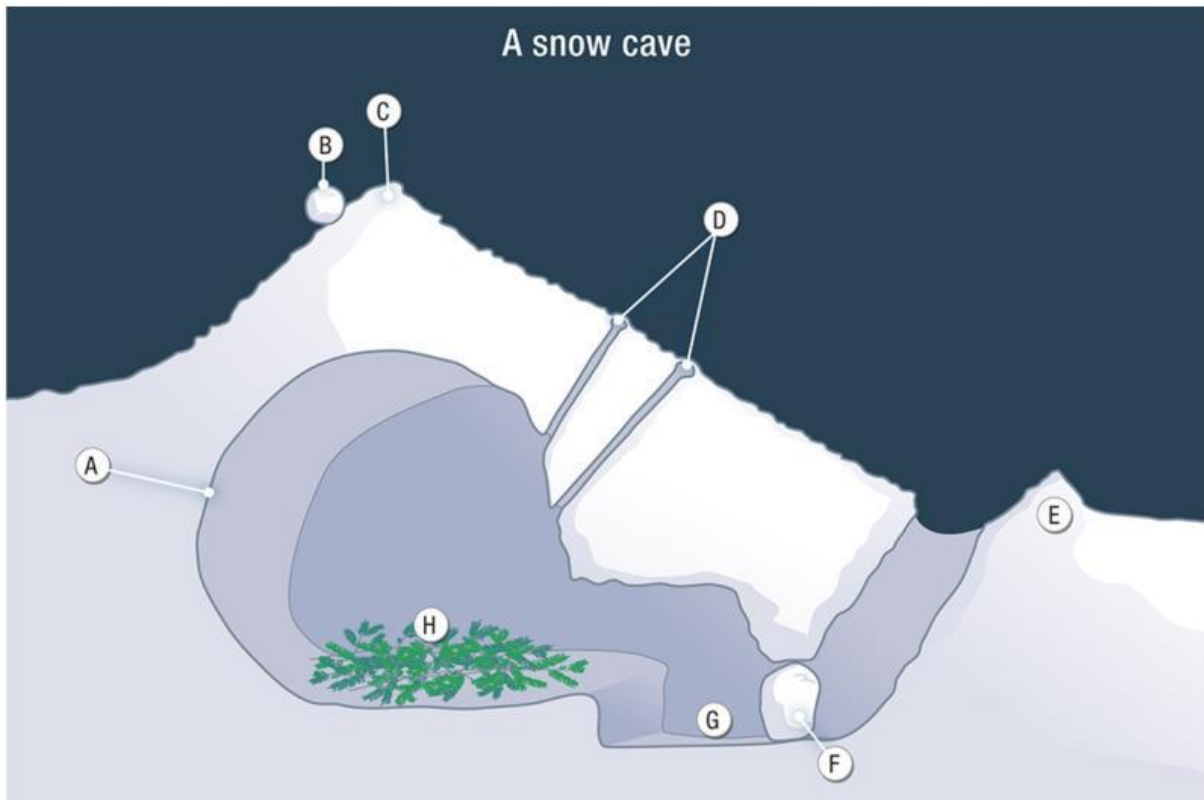
Exercise 3. Listen to the first part of a survival expert's talk about snow caves. Write the correct letters (A–H) next to the descriptions (1–2) (Track 7.1)

In an IELTS labeling a diagram task, you match the letters on the diagram to the correct descriptions in the questions. In order to do this, you need to:

Listen carefully to descriptions of direction, position and location.

Listen for the same information you see in the questions.

You do not need to use all the letters (i.e. there are more letters than questions).



1. reduces the chance of accidents _____

2. soft branches are best _____

Exercise 4. Listen to the second part of the survival expert's talk about snow caves. Write the correct letters (A–H) next to the descriptions (3–4) (Track 7.2)

3. piled-up snow adds strength _____

4. allows air in and smoke out _____

Exercise 5. Read and listen to the extracts from the recording. Complete the extracts with between one and three words for each gap. (Track 7.3)

1. Reduces the chance of accidents – B

That could be a rock or a large stone or even just a large snowball – and you put it there to remind yourself where _____ is. This is so you don't walk on it and _____ when you're outside.

2. Soft branches are best – H

Um, before you shut yourself inside the _____ for the night, do go out and collect some tree branches – branches from fir trees are the best type – as they're _____. You can then place these inside the cave, on top of the flat shelf – the one _____ of the cave and away from the entrance.

3. Piled-up snow adds strength – C

It's a good idea to _____ as much snow as possible over the top of your cave – on the outside, I mean, so it's good and thick. And you can see from the diagram that the pile has formed into a _____ shape. When the snow _____ and becomes really hard, your cave will be less likely to fall in.

4. Allows air in and smoke out – D

If your cave is big and wide enough for you to have a small fire inside, of course you'll need to _____ out. And if you're inside for the whole night, you'll need to let some air in, too. To do this, you'll need to make some _____.

Exercise 6. It is common in IELTS Listening tasks that you will not hear the same words in the recording as you read in the questions. Match the possible paraphrases with the words in bold from the descriptions (5–7).

5. cold air gets **trapped** ...

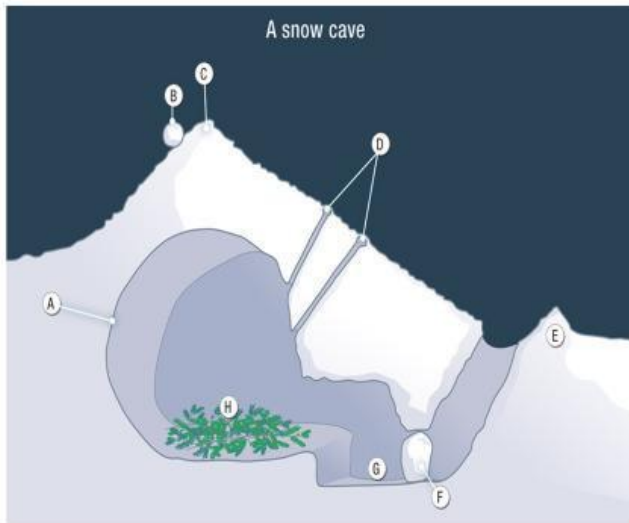
6. a **thick jacket** or **backpack** work best ...

7. melting is **reduced** by keeping **smooth** walls ...

- | | | | |
|-----------------|---|---|---|
| 1. cold | ● | ● | heavy coat |
| 2. trapped | ● | ● | no pieces of ice or snow that stick out |
| 3. thick jacket | ● | ● | freezing |
| 4. backpack | ● | ● | there aren't so many |
| 5. Work best | ● | ● | won't be able to escape |
| 6. is reduced | ● | ● | these would be ideal |
| 7. smooth | ● | ● | rucksack |

Exercise 7.

Listen to the recording. Write the correct letters (A–H) next to the descriptions (5–7)
(Track 7.4)



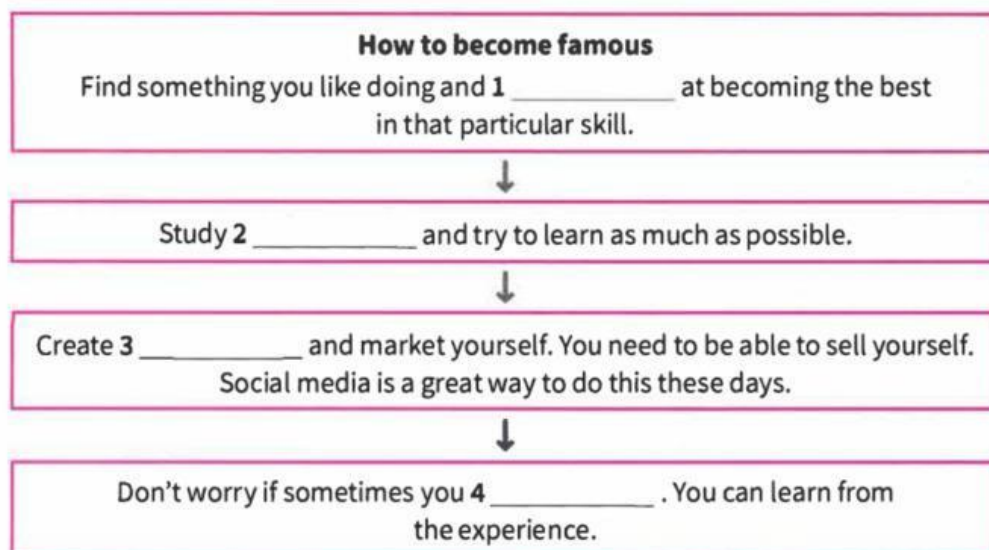
- 5. cold air get trapped _____
- 6. a thick jacket or backpack work best _____
- 7. melting is reduced by keeping smooth walls _____

Exercise 8. When you are preparing for the IELTS Listening test, it is a good idea to make notes of useful collocations. Match the words on the left to the words and phrases on the right to form collocations.

- | | | | |
|-----------|---|---|---------------------|
| 1. reduce | ● | ● | clothes |
| 2. dry | ● | ● | melts more slowly |
| 3. snow | ● | ● | as warm as possible |
| 4. whole | ● | ● | space |
| 5. keep | ● | ● | that possibility |
| 6. narrow | ● | ● | night |

Exercise 9.

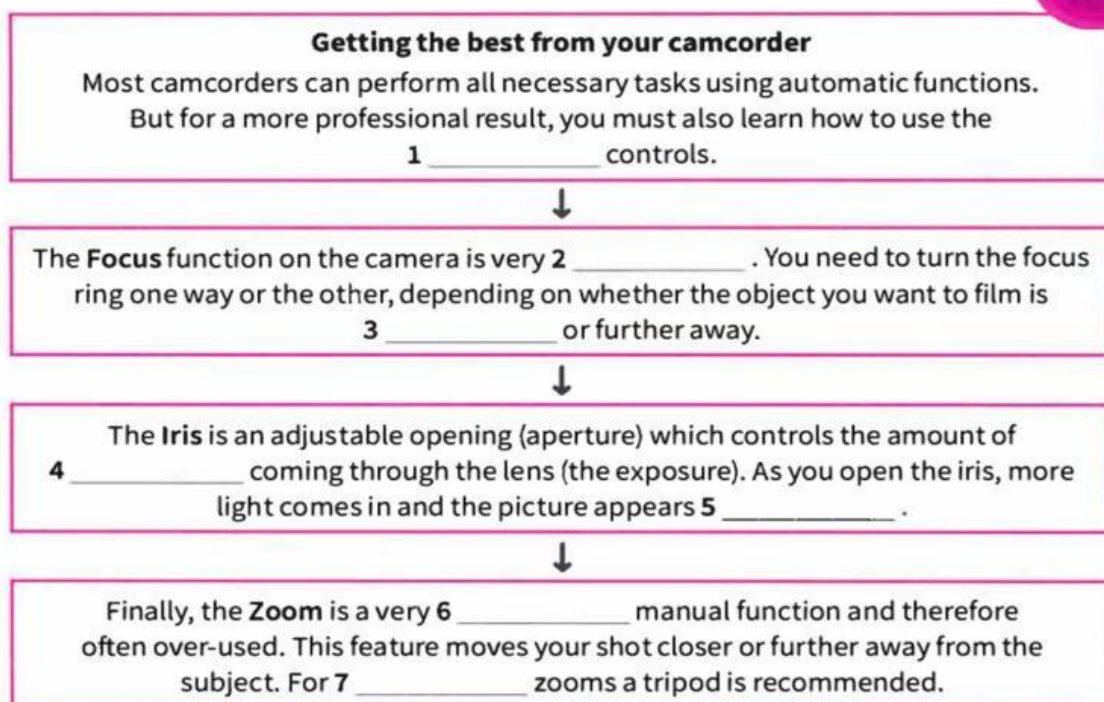
Complete the flow-chart below. Write **NO MORE THAN TWO WORDS** for each answer.



Exercise 10.

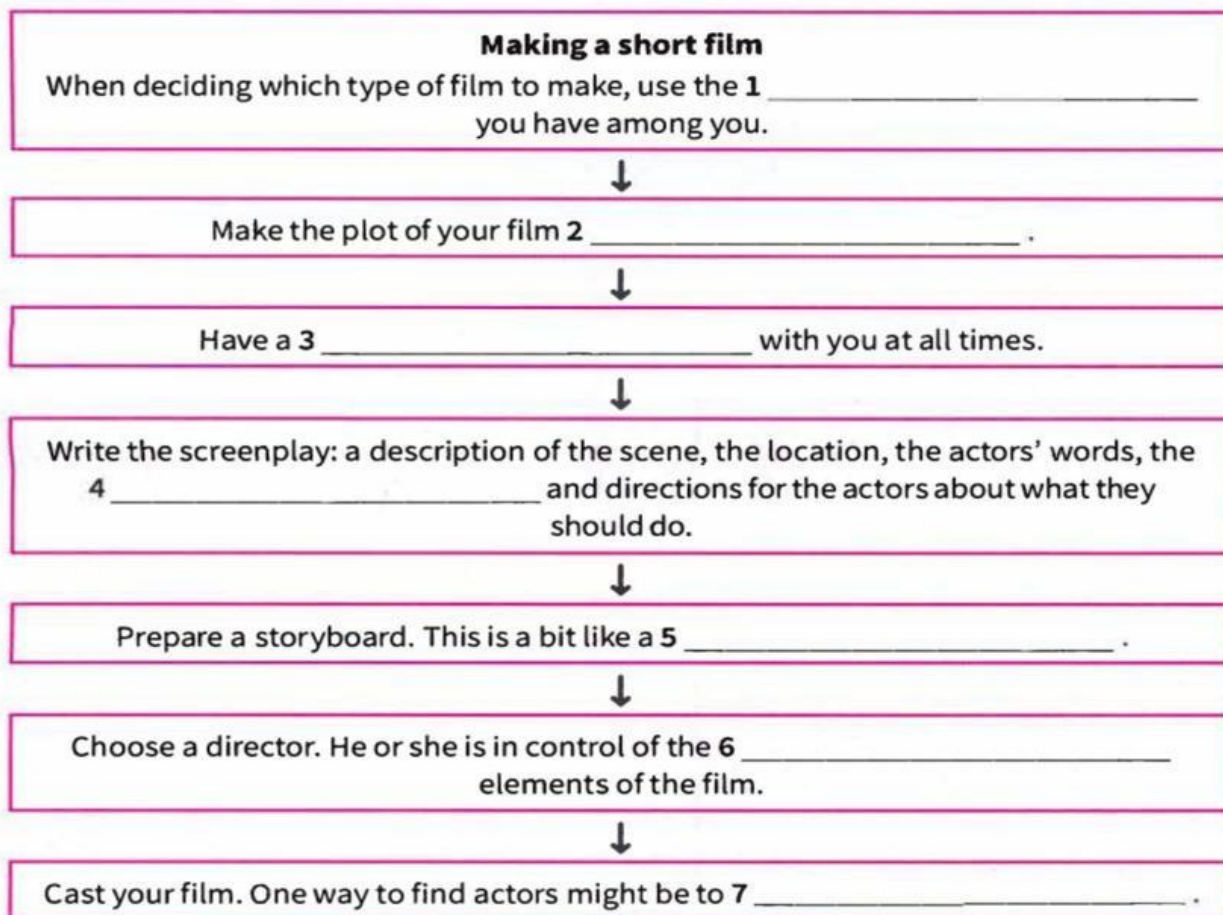
- A bigger B brighter C closer D important E light
F long G manual H popular I short J useful

You will hear a talk on how to get the best from your camcorder. Choose **SEVEN** answers from the list and write the correct letter, A–J, next to questions 1–7 in exercise 8.



Exercise 11.

You will hear a lecture on how to make a short film. Complete the flow-chart below. Write NO MORE THAN TWO WORDS for each answer.



D. SPEAKING

Exercise 1. Put the letters in the correct order to find the jobs of the famous people in the pictures.



t e r n a p i

2



n r r n u e

3



TV e p s n r e t e
r

4



o a t c r

5



o b l a f l r e o
t

6



i c n i i o p t a l

7



s c t s r e a

8



i n g r s e

Exercise 2. Read the task card from IELTS Speaking Part 2. Then watch the video of the student doing the exam task, and answer the questions. (· Unit 7_Video 1)

Describe a famous person you know about.

You should say:

Who the famous is

Why this person is famous

What you think about this person

And explain how you feel when you see or hear something about this person.

1. Does the student look at his notes while he is speaking?

Yes

No

2. Does the student answer all parts of the question?

Yes

No

3. Does the student speak for 2 minutes?

Yes

No

4. Does the student have enough to say?

Yes

No

Exercise 3. In IELTS Speaking Part 2, it can sometimes be difficult to think of enough things to say about the topic. Look at the task card and watch the video again. Then complete the sentences with extra information the student could have added. Use the words in the box.

American Championships example gold kind news
proud team

1. He is _____ and he is a player for the Cleveland Cavaliers basketball team.
2. LeBron James has also won several NBA _____ and two Olympic _____ medals.
3. I think that LeBron James is a very _____ and thoughtful person, and is a good _____ for children.
4. When I saw the _____, I feel very _____ be a fan.

Exercise 4. Look at the IELTS Speaking Part 2 task card. Then put the words you could use in your answer into the correct categories.

Describe a famous person you know about.

You should say:

Who the famous person is

Why this person is famous

What you think about this person

And explain how you feel when you see or hear something about this person.

Guitarist pleased proud excited generous artist funny
intelligent footballer

Why this person is famous	What I think	How I feel
He is a basketball player	He is: warm-hearted	I feel: happy

Exercise 5. In the IELTS Speaking test you might sometimes want more time to think of what to say. If this happens, you can use a phrase that gives you more time. Complete the phrases that you can use to give you more time. Use the words in the box.

Let difficult expert mind
question really remember think

1. **Examiner:** Are there any disadvantages to being famous?

Student: The first thing that comes to _____ is that journalists might write bad things about you.

2. **Examiner:** Do you think it's right that the media can talk about the private lives of famous people?

Student: I've never _____ thought about that before. I suppose a lot of people want to read about famous people.

3. **Examiner:** How do people become famous in your country?

Student: Let me _____. I know! I'd like to manage a famous restaurant one day.

4. **Examiner:** How do people become famous in your country?

Student: That's an interesting _____! There are a lot of talent shows on TV.

5. **Examiner:** Are you interested in any well-known or famous people?

Student: _____ me see. Yes, I am a big fan of the tennis player Novak Djokovic.

6. **Examiner:** Would you enjoy being famous yourself?

Student: That's a _____ question! I don't think I would like photographers following me.

7. **Examiner:** Have you ever met a famous person?

Student: I don't _____ it very but a famous football player came to my school when I was six or seven.

8. **Examiner:** Why do the media often report embarrassing things that celebrities do?

Student: I'm not an _____ on this but it's probably because embarrassing stories are more interesting and sell magazines.

Exercise 6. Put the words in the correct order to complete the phrases.

1. first comes that The to mind is... thing

2. before. I've thought about that never really

3. me Let think

4. an interesting question! That's

5. me Let see.

6. difficult a That's question!

7. it but ... well remember don't very I

Exercise 7. Match the examiner's questions with the student's *clarifying* questions.

If you are not sure what the examiner's question means you can ask a question that clarifies it.

Clarifying means asking for more information that makes the question clearer or easier to understand.

Examiner: Have you ever met a famous person?	●		●	Student: Sorry, when you say 'the media', do you mean 'journalist'?
Examiner: Do you think it's right when the media talk about the private lives of famous people?	●		●	Student: Sorry when you say 'downside', do you mean 'disadvantage'?
Examiner: Would you enjoy being a star yourself?	●		●	Student: Sorry, can I just check what you mean by 'star'? Are you asking me if I would enjoy being famous?
Examiner: Is there a downside to being famous?	●		●	Student: Sorry, can I just check what do you mean by 'celebrities'? Do you mean 'famous people'?
Examiner: How do people become celebrities in your country?	●		●	Student: Sorry, could you explain what you mean when you say 'famous'?

Exercise 8. You are going to do IELTS Speaking Part 2 and Part 3. You will need some paper and a pencil.

Describe a famous person you know about.

You should say:

Who the famous person is

Why this person is famous

What do you think about this person and explain how do you feel when you see or hear something about this person.