

# VOCABULARY PRACTICE

## Data, graphs and tables

### Test Tip

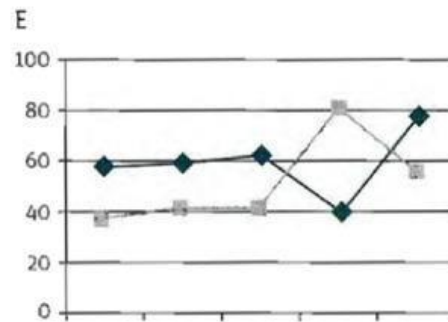
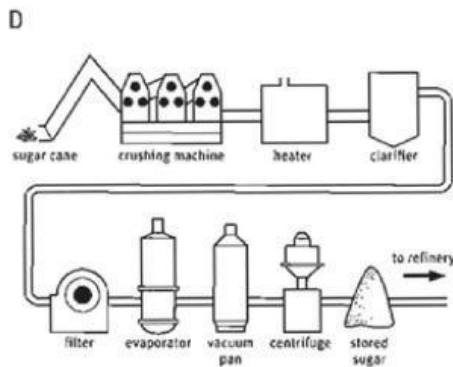
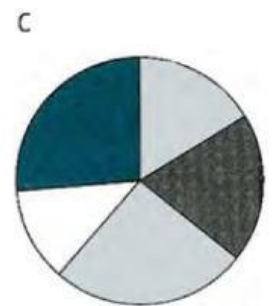
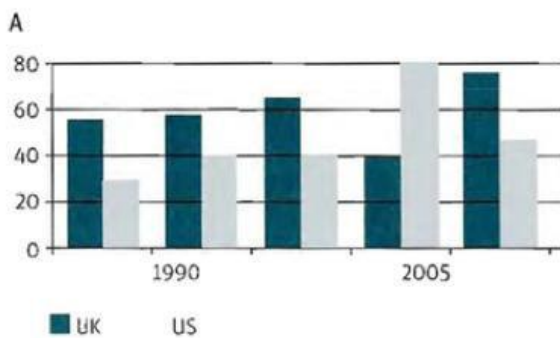
Before you start writing, look carefully at the information you are given. Pay particular attention to any headings or information about the types of measurement used, e.g. millions / percentages. You should write about the most significant changes and differences. Don't copy words and phrases directly from the question. Use your own words. Try not to repeat the same words and phrases.

### Error warning!

Make sure you spell these words correctly:  
*pie chart* NOT *pie-chart*; *graph* NOT *greft*.

### 1.1 Match the labels to the correct illustrations.

- 1 pie chart    2 table    3 bar chart / bar graph    4 graph    5 diagram    6 flowchart



**F**

Sydney	3.6
Melbourne	2.9
Brisbane	2.6
Canberra	1.8

**1.2** Look at this writing task. Which data do you think is the most significant?

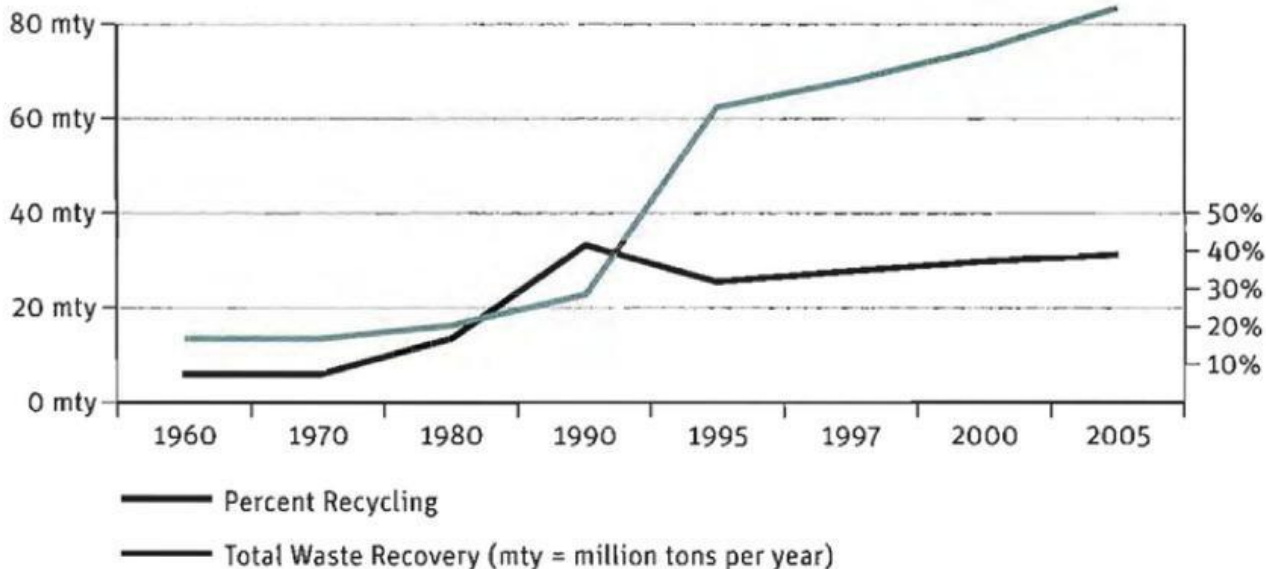
You should spend about 20 minutes on this task.

**Write a report for a university lecturer describing the information below.**

Write at least 150 words.

The graph below shows how much waste is collected and recycled in the US.

**National Recycling Rates, 1960 to 2005**



**1.3** Which two of the following sentences do NOT refer to significant information on the graph?

- The amount of waste being recycled rose from 30% to 32% between 2000 and 2005.
- The amount of waste material being recycled reached a peak in 1990.
- The amount of garbage being collected annually rose from approximately 10 million tonnes to 55 million tonnes between 1990 and 1995.
- The amount of garbage being produced each year rose from 5.6 to 8 million tonnes between 1960 and 1970.
- The percentage of rubbish being recycled rose from 6.8% to 33.2% between 1970 and 1990.

**1.4** Put these words and phrases into the correct column according to the trend they can be used to describe. Some of the words can be used to describe more than one pattern.

- |             |               |              |                |               |              |
|-------------|---------------|--------------|----------------|---------------|--------------|
| unchanged   | fall          | rise         | drop           | remain steady | reach a high |
| fluctuate   | plunge        | upward trend | downward trend | plateau       | sharp        |
| steep       | unpredictable | static       | significant    | wildly        | constant     |
| reach a low | steadily      | rapidly      | fixed          | peak          |              |

↘	↗	↔	↕ ↗ ↘ ↙ ↘ ↗
fall	rise	unchanged	fluctuate

**1.5** Correct the preposition mistakes in these sentences. You will need to refer to the writing task in 1.2.

- The amount of garbage being recycled rose ~~by~~ 32% between 1995 and 2005. ....<sup>to</sup>.....
- The amount of garbage being recycled rose significantly in 1970 and 1990. ....
- The percentage of garbage being recycled rose from 3% between 1970 and 1980. ....
- The amount of garbage being produced rose to 16.2 million tonnes between 1995 and 2005. ....

**1.6** Change the sentences below from *adjective + noun* to *verb + adverb*, or vice versa. Use your notebook.

- There was a significant increase in the number of birds in 1994.
- The number of people attending fell considerably in 2002.
- The percentage of female students rose dramatically in 1990.
- There was a noticeable drop in temperatures between 1880 and 1885.
- The figures changed constantly between 2001 and 2006.
- There was a slight increase in temperatures in 1909.

**Error warning!**

When comparing statistics we usually say: **Comparing** the figures for 1999 and 2000, we can see an increase of 20%. NOT ~~Compared the figures for 1999~~. We use **compared to** or **compared with** as follows: **Compared to** the number of males, the number of females is relatively low. NOT ~~Comparing with the number of females~~. Or: The number of males is quite large **compared to/with** the number of females. NOT ~~comparing to the number of~~...

**Vocabulary note**

Note the way we use prepositions with numbers and dates:

35%	10%
1995	1997

**In** 1997 the number fell **to** 10%; **In** 1997 the number fell **by** 25%; **In** 1997 the number fell **from** 35%. NOT ~~in 35%~~; The number dropped **to** 10% **between** 1995 and 1997. NOT ~~reduced to~~; **By** 1997 the number had fallen **to** 10%. See also units 7 and 13.

**Vocabulary note**

You can use a combination of verb + adverb, or adjective + noun, to avoid repeating the same phrases and to add extra meaning: *There was a **significant increase** in the numbers. The numbers **increased significantly**.* Notice that you need a preposition when you use the noun form: *There was an **increase in** attendance; There was a **drop of** 10%.* NOT ~~There was an increase attendance. There was a drop 10%.~~

**1.7** Complete the description of the graph in 1.2 with the correct form of the words in the box. Some words can be used more than once.

between static compare rise peak  
dramatic from to increase steady  
fall in gradual by

The graph shows the amount of garbage collected and recycled annually in America <sup>1</sup>.....**between**..... 1960 and 2005. From 1960 to 1970 the amount of waste being recycled remained fairly <sup>2</sup>..... at just over 6%. However, this figure <sup>3</sup>..... significantly from 1970 to 1990 when it <sup>4</sup>..... at approximately 32% of the total waste collected. On the other hand, the amount of waste being produced increased <sup>5</sup>..... at around the same time, growing <sup>6</sup>..... approximately 10 million tonnes per year <sup>7</sup>..... 55 million tonnes within five years. Following this sharp <sup>8</sup>..... the amount of waste collected has risen <sup>9</sup>....., while the percentage of waste being recycled actually <sup>10</sup>..... from 32% to 26% <sup>11</sup>..... 1995. Fortunately, recycling has <sup>12</sup>..... increased and <sup>13</sup>..... 2005 it had again reached the same figure as in 1990. However, this figure is still disappointing <sup>14</sup>..... to the total amount of waste that is thrown away.

## Describing a diagram or a process



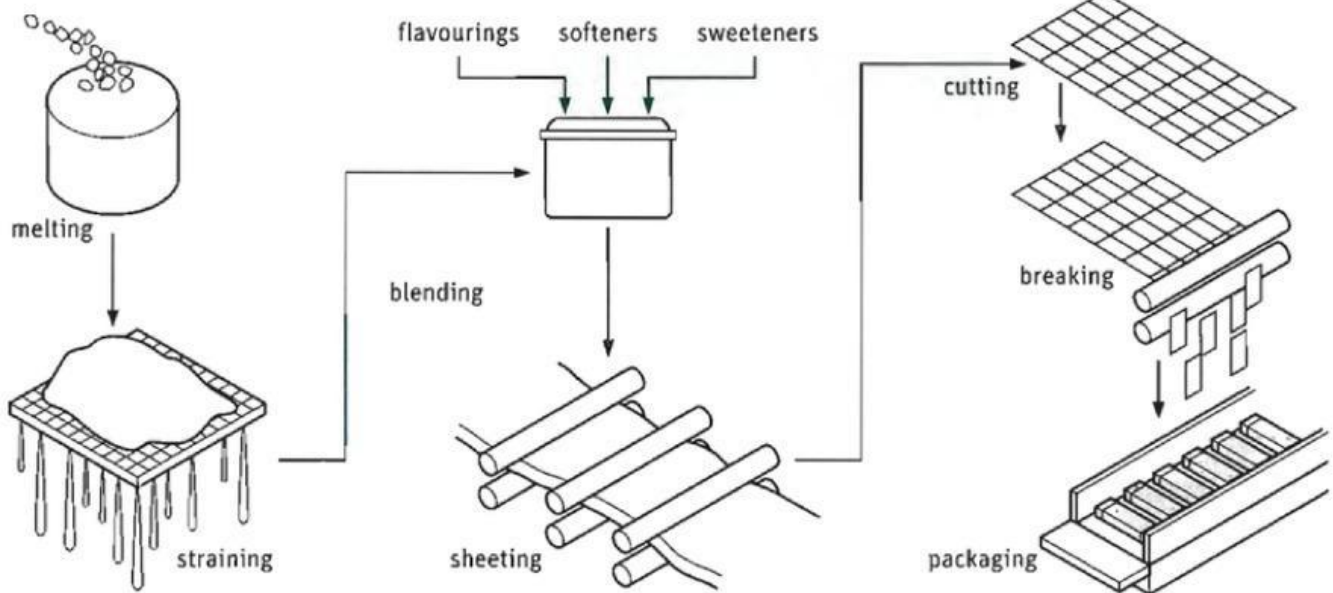
### Test Tip

When you are describing a process you need to organise the steps logically. To help signal this, you should use words such as: *First, then, next, after this, finally*. If you use the conjunction *when*, be careful to use the simple present tense: *The machine switches off **when** the bag is full*. NOT *when-the-bag-will-be-full*.

**2.1** Look at the following diagram and answer the questions.

- 1 At what stage is something added?
- 2 At what stage is something separated?
- 3 How many different stages are there altogether?

How chewing gum is made



**2.2** Now complete the description of the diagram with the correct form of the words in the box. You will need to use some of the words more than once.

add container first finally heat ingredients liquid machine  
mixture next pass pieces place shapes show then travel

The diagram (1)..... *shows*..... how chewing gum is produced. (2)..... the (3)..... of gum are put into a (4)..... and (5)..... until they form a single mass. This is (6)..... strained until all of the (7)..... has been eliminated. (8)....., the gum is (9)..... into another (10)..... and the desired flavourings, sweeteners and softeners are (11)..... This (12)..... is blended until all of the (13)..... are mixed together. The gum then (14)..... to a different (15)..... which uses rollers to flatten out the gum. (16)....., the thin sheets of gum are cut into rectangular (17)..... and broken into separate (18)..... (19)....., the gum (20)..... along a conveyor belt where it is enclosed in packaging ready for distribution.



### Test Tip

You do not need to write a conclusion in Writing Task 1.

# LISTENING 1 & READING 1

## Listening

### Test spot

In IELTS Listening Section 2, you will hear a monologue on a general topic. There are likely to be two different question types within the section, for example sentence and table completion. For these particular tasks short answers are required and you must read the instructions carefully to find out how many words to use (a maximum of one, two or three). You may have to write a number for some questions. ... TF 4

- 5 You are going to hear two separate recordings about the uses of plastics. Before you listen to each recording, identify what kind of information is missing, and predict possible answers with a partner. Then listen carefully and fill in the spaces.

### Questions 1–5

Complete the sentences below.

Write **NO MORE THAN THREE WORDS AND/OR A NUMBER** for each answer.

- 1 According to the speaker, the three factors contributing to the success of plastics today are safety, ..... and .....
- 2 ..... and other food products are wrapped in plastic to protect them from contamination.
- 3 The use of plastics in major appliances ensures that they will ..... corrosion.
- 4 Experts have calculated that a kilo of plastic packaging can lead to a reduction of ..... in wasted food.
- 5 Plastic parts have made air conditioners as much as ..... more efficient since the 1970s.

Check your answers with a partner. Were any of your predictions correct?

### Questions 6–10

Complete the notes below.

Write **NO MORE THAN THREE WORDS AND/OR A NUMBER** for each answer.

A history of the plastic bag	
1957:	Introduction of <b>6</b> .....
1966:	Around one third of packaging in <b>7</b> ..... consists of plastic bags
1969:	'New York City Experiment': <b>8</b> ..... collected in plastic bags
<b>9</b> .....	Plastic grocery bags first manufactured commercially
2002:	New Irish tax of <b>10</b> ..... per carrier bag

- 1 Read the diary entries below and say which everyday problem is being illustrated. Does this happen to you? Why, or why not?

**MONDAY** Buy pair of shoes, get one thick, shiny bag. Add to 'reusable' collection at bottom of wardrobe. (running total this week = 1; grand total = 78)

**TUESDAY** Do weekly food shop, gain seven supermarket carriers. Put in cupboard under sink. (running total = 8)

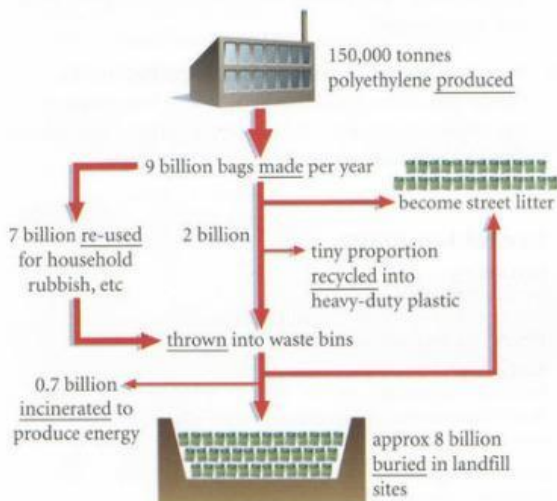
**WEDNESDAY** Re-use one carrier taking DVDs round to a friend, but gain two buying vegetables on the way home. (running total = 9)

**THURSDAY** Buy sandwich and chocolate at service station on motorway journey, gain one bag. Bin it straight after lunch. (running total = 9)

**FRIDAY** Boss lends me some books, bag they came in goes under sink with the others. (running total = 10)

**SATURDAY** Re-use two carriers as rubbish bags. Go clothes shopping and bring home four more, stash in wardrobe. (running total this week = 12; grand total = 90)

- 2 With a partner, take turns to describe the process shown in this diagram, using the underlined words as part of the present simple passive.



For a growing number of people, the humble plastic bag has become an unnecessary evil that must be stopped. Discarded carrier bags litter our towns and countryside, they kill wildlife and hang around in the environment for decades. Landfill operators dislike them for their annoying habit of being blown away from their intended burial site. The only people who have a good word to say about them are those in the plastic-bag industry. Big surprise, you might say, but in fact, the industry's arguments do make some sense. Objectively, plastic bags are nowhere near the world's worst environmental problem. The reason they are being picked on, the industry claims, is because they are an easy and emotive target.

Like it or not, the plastic bag has become a part of our lives, and today most people around the world don't use anything else to carry their shopping in. Depending on who is asked, the UK gets through somewhere between 9 billion and 17 billion plastic bags a year. Globally, we carry home between 500 billion and a trillion annually, which is 150 bags a year for every single person on Earth, or, to put it another way, a million a minute and rising. Shocking as these statistics are, they don't explain why plastic bags have become so hated.

Given that there are far more voracious uses of fossil fuels than the production of high-density polyethylene used to make the bags, the argument is possibly more about aesthetics than wasting resources. After they have been carried home, bags may be re-used once, but most end up at landfill sites. A proportion will try to escape somewhere along the way, blustering around the streets or flapping annoyingly in trees. This irritating habit has earned them a variety of nicknames round the world, such as 'white pollution' in China, and the 'national flower' in South Africa.

Plastic bags can also have a devastating effect on sea creatures. There have been a number of cases recently where they have been ingested by turtles and whales, leading to internal obstruction and death. The Planet Ark Environmental Foundation in Sydney, Australia, estimates that tens of thousands of whales, seals, turtles and birds are killed every year from plastic bag litter, far out at sea. Yet at the seaside, plastic bags make up only a tiny

## Reading

- 3 Read the above article about the plastic bag. How serious a problem does the writer consider this form of pollution to be?

☺ about 600 words

proportion of actual litter, with plastic bottles featuring higher in the list.

According to the Carrier Bag Consortium, a group of UK suppliers which was set up in 2002 to fight the anti-bag campaign, measures like the Irish bag tax have done nothing to reduce the consumption or solve the problem of disposal of plastic bags. The Consortium likes to point out that plastic bags have among the highest re-use rates of any disposable product and, what is more, they are more energy-efficient to manufacture and transport than bulkier, heavier alternatives like paper or cardboard. Unsurprisingly, the industry takes issue with being blamed for general environmental irresponsibility. So if plastic bags aren't as bad as they are made out to be, are governments and green campaigners jumping on the wrong bandwagon? Well, yes and no. While the plastic carrier may have been made a scapegoat, it is also true that if you want people to think about sustainability, an everyday object that most of them already feel guilty about is a good place to start. Governments have realised that by focusing on something so symbolic, they can get messages across to people about their behaviour and how the environment is and will continue to be affected by it, unless we all undertake some lifestyle changes.

- 4 Answer questions 1–8. To locate the information, underline key words and match them to a word or phrase in the passage that is similar in meaning. The words for 1 have been underlined for you.

### Test spot

If you are asked to complete notes or sentences with words from the reading passage, you must use these words, rather than other words that mean the same. Make sure you copy the words correctly, as you will lose marks for incorrect spelling.

Complete the sentences below with words taken from the reading passage.

Use **NO MORE THAN TWO WORDS** for each answer.

- 1 The writer states that plastic bags can be deadly to .....
- 2 Plastic bags are unpopular with those dealing with waste management because they have a tendency to be .....
- 3 The writer suggests that apart from environmental concerns, another reason for disliking plastic bags may be based on .....
- 4 Plastic bags have caused fatal ..... in some sea creatures.
- 5 According to the writer, ..... are a more serious litter problem on beaches.
- 6 The Carrier Bag Consortium claims that the Irish bag tax has not achieved a cut in the ..... of bags.
- 7 Nor has the Irish bag tax helped the ..... of plastic bags.
- 8 The writer believes that the plastic bag has become ..... of a way of life that is unsustainable.

- 6 Complete these sentences using the passive form of the verbs in brackets.

- 1 At present, plastic bags (*see*: present simple) ..... as an unnecessary evil.
- 2 Bags that (*throw away*: present perfect) ..... often end up littering the environment.
- 3 As many as 17 billion bags (*use*: modal present, possibility) ..... per year in Britain.
- 4 In China, bag litter (*know*: present simple) ..... as 'white pollution'.
- 5 The plastic bag often seems (*see*: infinitive) ..... as a symbol of an unsustainable way of life.
- 6 Consumption of plastic bags (*not reduce*: present perfect) ..... by the Irish bag tax.

### G page 140

### Style extra

- 7 The writer uses comparative structures to emphasise the scale of the problem:  
*far more voracious uses of fossil fuels than ... plastic bags are nowhere near the world's worst environmental problem*

The tone of these examples is inappropriate to academic writing. However, the *Cambridge Academic Corpus* shows that comparatives are often used in academic writing.

Choose the correct ending (a–e) for each sentence.

- 1 The drug has in fact been shown to be
  - 2 A simple soil bacterium could become
  - 3 Most of the prototypes being exhibited are
  - 4 Unlike cardboard, plastic is waterproof and
  - 5 The long-term effects on the environment are
- a by far the best solution to dealing with toxic waste.  
b not nearly as heavy to transport, either.  
c a good deal more serious than first claimed.  
d far more effective than expected in its early trials.  
e slightly smaller than the final products will be.

# READING 2

1 Read this article that appeared in *New Scientist*. Time yourself as you read.

🕒 about 500 words

## WRAPPERS SMARTEN UP TO PROTECT FOOD

*Active packaging will tell you instantly if your groceries are fresh.*



Unwrapping your shopping to find you have bought mouldy bread, rotten fruit and sour milk could soon become a thing of the past, thanks to a range of emerging 'active packaging' technologies. While conventional packaging simply acts as a barrier that protects food, active packaging can do a lot more. Some materials interact with the product to improve it in some way, or provide better information on the

state it is in. For instance, they may soak up oxygen inside a wrapper to help prevent food spoilage or show whether potentially dangerous foods like red meat and chicken have been stored at unsafe temperatures.

One of the new breed of packaging technologies that has just gone on the market in France is a 'time temperature indicator'. Stores where the product has already been introduced report that far fewer consumers are returning spoilt food. The indicator is basically a label that tracks the temperature a package has been kept at and for how long. The label has a dark ring around a lighter circle. The central ring contains a chemical which polymerises, changing colour as it does so from clear to dark. If the package stays

cool, the reaction is slow, but increasing the ambient temperature speeds up the polymerisation. When the inner circle darkens, it means the product is no longer guaranteed fresh.

Other indicators are being developed to monitor the gases being given off inside frozen-food packages, causing deterioration – perhaps because of a freezer breakdown. The National Center for Toxicological Research in Arkansas, USA, has developed a plastic disc impregnated with a dye that sits inside food packaging and changes colour if gases produced by decay are present.

Smart packaging can also control the atmosphere inside a container. For instance, the make-up of oxygen ( $O_2$ ) and carbon dioxide ( $CO_2$ ) within packaged vegetables will influence their freshness. This can be hard to control in a sealed package, since vegetables consume more oxygen and give off more carbon dioxide as the package gets warmer. A firm in California is trying to solve the problem with a membrane wrapper it calls 'Intelimer', which changes its permeability as the temperature changes in a way that keeps different products at their optimal  $O_2/CO_2$  concentrations.

Decay can also be decelerated by controlling the environment inside a package with an 'oxygen scavenger'. Currently, this is achieved by placing a sachet filled with iron powder in the package – any oxygen in the package is consumed by the iron as it oxidises. However, consumers don't like finding sachets marked 'Don't eat' in their food, so a company in New Jersey is making a wrap that itself scavenges oxygen. The material includes an inner layer of an oxidisable polymer that traps oxygen in the same way as iron.

It is predicted that between 20 and 40 per cent of all food packaging will soon be active.

2 Complete the sentences with one or two words from the passage. Remember to check your spelling. ... TF4

- 1 Active packaging offers far more benefits than ..... kinds, which merely cover food up.
- 2 New wrapping materials are being developed to ..... whatever they are covering, for the benefit of the consumer.
- 3 A recently developed device that alerts consumers to a product's storage profile is triggered by the rate of a chemical .....
- 4 In the event of mechanical failure in storage, one new product that is ..... a colorant can reveal whether food is rotten.
- 5 The key to keeping packaged vegetables at their best lies in ..... of oxygen and carbon dioxide.
- 6 One innovative type of wrapping has an ..... which absorbs oxygen.

### Vocabulary

3 Scan the text to find verbs that collocate with the nouns and adjective below. Use them to complete the word puzzle. Write all the verbs in their infinitive form. Which verb from the text's title is revealed vertically?

- 1 spoilage (paragraph 1)
- 2 temperature (paragraph 2)
- 3 a product (paragraph 2)
- 4 cool (paragraph 2)
- 5 deterioration (paragraph 3)
- 6 oxygen (paragraph 4)
- 7 the environment (paragraph 5)

