


































# Exercise: Write **my, your, our, their, her, his, its**

## Vocabulary Box

Me	Tom	Anna	You	The dog	My parents
					
<ul style="list-style-type: none"> <li>• bag </li> <li>• phone </li> <li>• watch </li> </ul>	<ul style="list-style-type: none"> <li>• camera </li> <li>• chair </li> <li>• table </li> </ul>	<ul style="list-style-type: none"> <li>• photo </li> <li>• dad </li> <li>• friends </li> </ul>	<ul style="list-style-type: none"> <li>• students </li> <li>• bag </li> <li>• phone </li> </ul>	<ul style="list-style-type: none"> <li>• camera </li> <li>• photo </li> <li>• chair </li> </ul>	<ul style="list-style-type: none"> <li>• table </li> <li>• friends </li> <li>• watch </li> </ul>

### Complete the sentences.

1. It's \_\_\_\_\_ bag. 
2. It's \_\_\_\_\_ camera. 
3. It's \_\_\_\_\_ photo. 
4. It's \_\_\_\_\_ phone. 
5. It's \_\_\_\_\_ watch. 
6. It's \_\_\_\_\_ chair. 
7. It's \_\_\_\_\_ table. 
8. It's \_\_\_\_\_ dad. 
9. They're \_\_\_\_\_ friends. 
10. They're \_\_\_\_\_ students. 

11. It's \_\_\_\_\_ bag. 
12. It's \_\_\_\_\_ phone. 
13. It's \_\_\_\_\_ camera. 
14. It's \_\_\_\_\_ photo. 
15. It's \_\_\_\_\_ chair. 
16. It's \_\_\_\_\_ watch. 
17. It's \_\_\_\_\_ table. 
18. They're \_\_\_\_\_ friends. 
19. It's \_\_\_\_\_ dad. 
20. They're \_\_\_\_\_ students. 