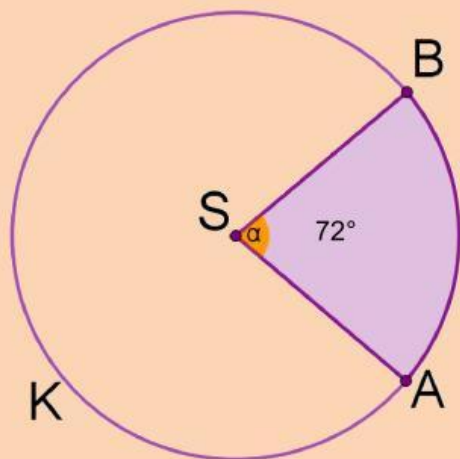


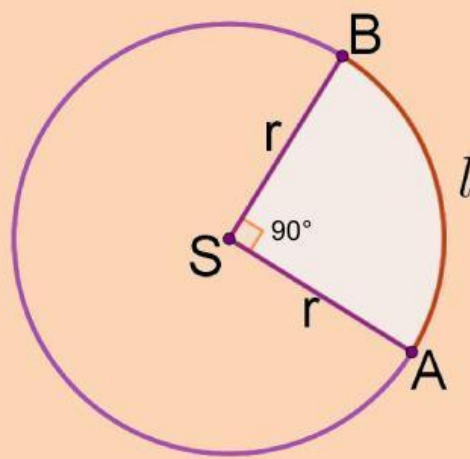
## Dužina kružnog luka i površina kružnog isečka

Ako je poluprečnik svake kružnice 30 cm, upiši kolika je dužina kružnog luka i površina kružnog isečka.



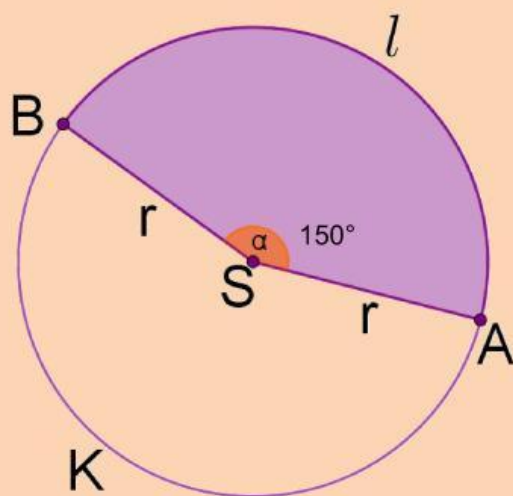
$$l = \pi \text{ cm}$$

$$P = \pi \text{ cm}^2$$



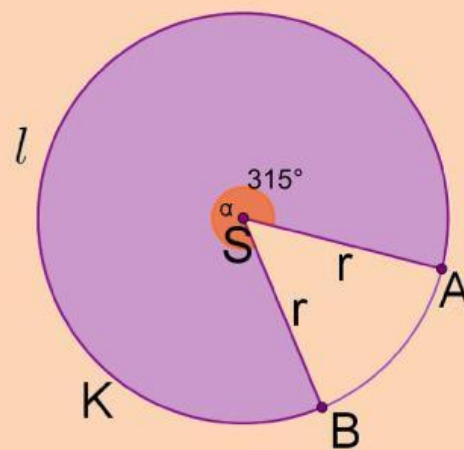
$$l = \pi \text{ cm}$$

$$P = \pi \text{ cm}^2$$



$$l = \pi \text{ cm}$$

$$P = \pi \text{ cm}^2$$



$$l = \pi \text{ cm}$$

$$P = \pi \text{ cm}^2$$