

CAMBRIDGE PRIMARY SCIENCE 1

Unit 3. Check the progress

Name: \_\_\_\_\_

Date: \_\_\_\_\_

Class: \_\_\_\_\_

1. Label the objects with the help of materials given.

fabric glass metal wood paper  
rubber plastic



2. Look at the items below. Sort them by drawing a line from the item to the correct bin.

1



3. Match each material with its property.



soft  
rough  
flexible  
strong  
shiny  
dull



4. Cross out (x) the item that does not belong.

<p style="text-align: center;"><b><u>soft</u></b></p>	<p style="text-align: center;"><b><u>shiny</u></b></p>
<p style="text-align: center;"><b><u>flexible</u></b></p>	<p style="text-align: center;"><b><u>rough</u></b></p>

5. Draw a circle around the word that matches each picture.

a.



bend /  twist /  stretch /  compress

b.




bend /  twist /  stretch /  compress

c.



bend /  twist /  stretch /  compress

d.




bend /  twist /  stretch /  compress

e.



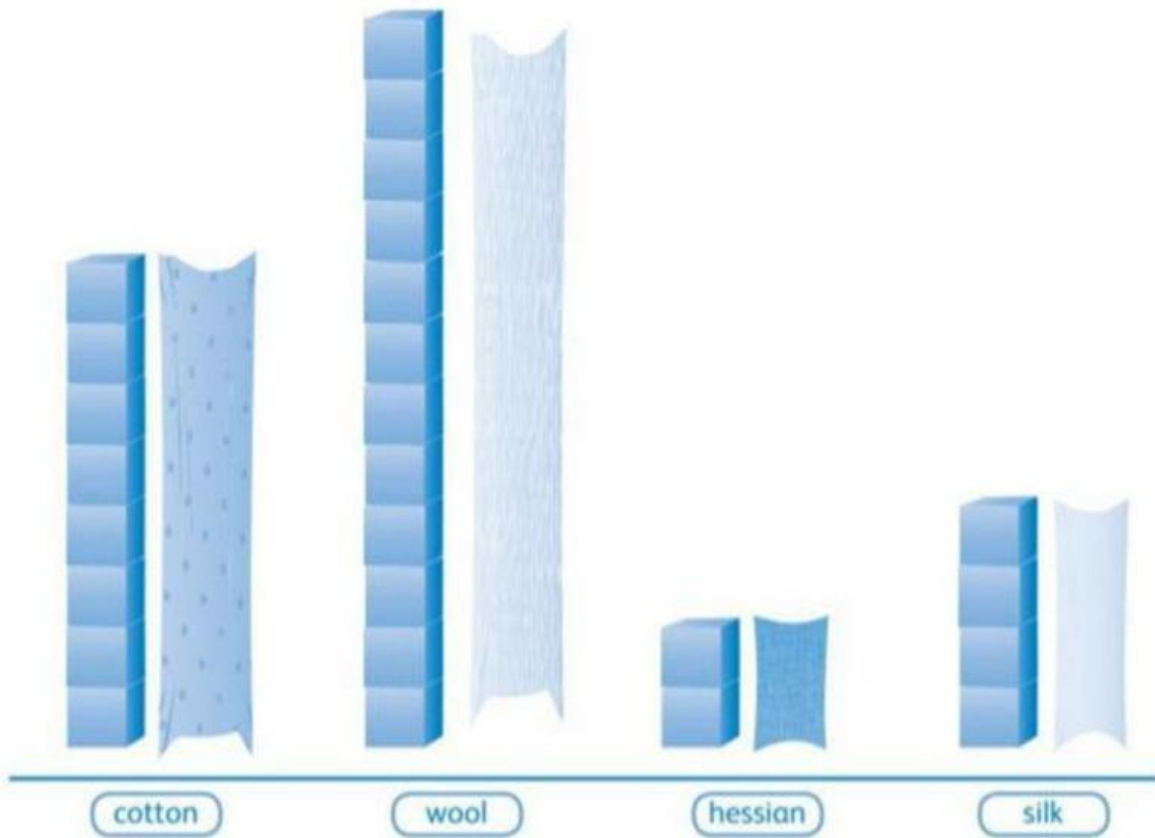
bend /  twist /  stretch /  compress

f.



bend /  twist /  stretch /  compress

6. Look at the pictograph. Then answer these questions.



- a. How many blocks did the cotton fabric stretch?
- b. How many blocks did the silk fabric stretch?
- c. How many blocks did the hessian fabric stretch?
- d. How many blocks did the wool fabric stretch?
- e. Which fabric stretched the most?