













Identifying 2-D Shapes

Grade 2 Geometry Worksheet

Circle the correct answer for each of the following.

		
Rectangle / Circle / Triangle	Rectangle / Circle / Square	Square / Circle / Triangle
		
Circle / Rectangle / Triangle	Rectangle / Square / Circle	Square / Circle / Rectangle
		
Triangle / Rectangle / Circle	Circle / Rectangle / Triangle	Square / Triangle / Rectangle
		
Circle / Rectangle / Triangle	Square / Rectangle / Circle	Square / Circle / Triangle

WORKSHEETS

© 2015 Learning 360, Inc.

www.learning360.com