


Solo los entusiastas y los que se esfuerzan logran lo que se proponen.



# MATH QUIZ

## 4<sup>th</sup> Grade – IV Partial



Student's Name: \_\_\_\_\_

Date: \_\_\_\_\_ Points: 20 % Score: \_\_\_\_\_ %

Topics: Measurement equations ,area, line graphs, Solid shapes

### PART I.

4 pts (2 pt. each)



**Instructions:** Complete and answer these questions using the pictograph.

1. Solve each measurement equation.

a) 4 decade + 72 mo. – 13 yr. = \_\_\_\_\_ yr.

b) 1 millennium – 1 century -1 score – 1 decade – 1 yr. = \_\_\_\_\_ yr.



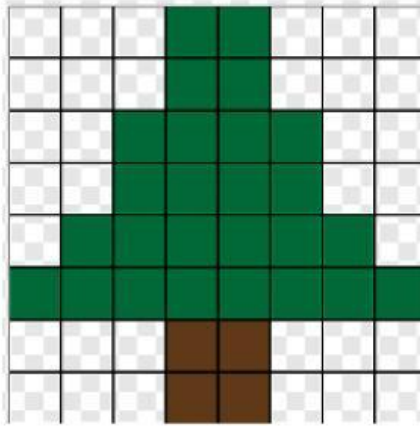
**PART II.**

4 pts (1pt. each)



**Instructions:** Find the area of the picture by counting the square units.

A= \_\_\_\_\_



**PART III.**

4 pts (2 pt. each)



**Instructions:** Find the area of each rectangle using the correct formula.

a)  $L = 7$  ft  
 $W = 5$  ft

b)  $l = 15$  yd.  
 $w = 11$  yd.

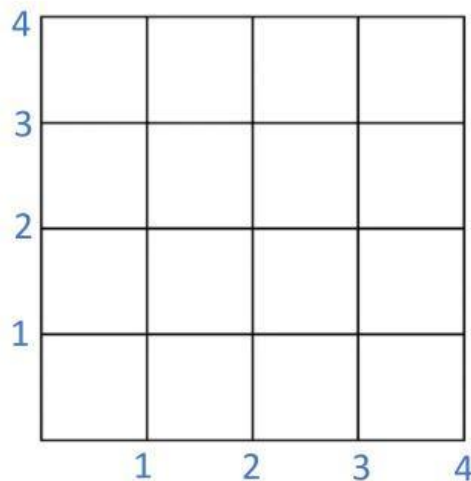
**PART IV. LINE GRAPH**



4 pts (1pt. each)

**Instructions:** Plot these points on the line graph.

- a. (2,4)
- b. (3,3)
- c. (1,3)
- d. (4,2)



**PART V.**

**4 pts (0.5 pts. each)**

+

**Instructions:** Write the name of the follow Solid Shapes.


**cube**

**cylinder**

**pyramid**

**cone**

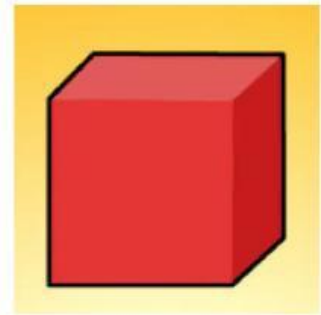
**sphere**



\_\_\_\_\_



\_\_\_\_\_



\_\_\_\_\_



\_\_\_\_\_



\_\_\_\_\_

Teacher Comment: \_\_\_\_\_

\_\_\_\_\_