























A2 LISTEN AND TICK 10



Listen and check the box. There is one example.

<p> EXAMPLE: What must Helen take to the club this week?</p>		
 <input type="checkbox"/>	 <input checked="" type="checkbox"/>	 <input type="checkbox"/>
<p> 1. What is Mum going to buy?</p>		
 <input type="checkbox"/>	 <input type="checkbox"/>	 <input type="checkbox"/>
<p> 2. What are they going to have for lunch? FLY 2 T1</p>		
 <input type="checkbox"/>	 <input type="checkbox"/>	 <input type="checkbox"/>
<p> 3. What new food will Sophia eat? FLY 2 T3</p>		
 <input type="checkbox"/>	 <input type="checkbox"/>	 <input type="checkbox"/>
<p> 4. What did Michael eat every day for breakfast? FLY 3 T1</p>		
  <input type="checkbox"/>	 <input type="checkbox"/>	  <input type="checkbox"/>
<p> 5. What did Michael have for dinner on the first night? FLY 3 T2</p>		
  <input type="checkbox"/>	 <input type="checkbox"/>	  <input type="checkbox"/>