

Part B. Reading and Writing

1 Look and read. Put a tick (✓) or a cross (×) in the box.

Examples



This is a hat.



This is a cat.



Questions

- 

1. I can see with my ears.
- 


2. I can taste with my mouth.
- 

3. He is playing the saxophone.
- 

4. A strawberry is juicy.
- 

5. I can hear an ice cream.

2 Look and read. Write Yes or No.



Examples

There is a cake on the table.

Yes

The children are in the bedroom.

No

Questions

1. The boy is feeding the mouse.






2. The boy is wearing a T-shirt.

3. The girl is playing the piano.

4. The girl is wearing a hat.

5. There is a chick on the table.

3 Look at the pictures. Look at the letters. Write the words.

1.  _____ a / t / s / e / t
2.  _____ c / o / t / h / u
3.  _____ e / m / s / l / l
4.  _____ r / e / a / h
5.  _____ e / s / e

4 Put the words in the correct order to make sentences.

1. A / hard / ring / is / . /

→

2. A / is / watermelon / juicy / . /

→

3. taste / can / I / my mouth / with / . /

→

4. This / soft / guitar / is / . /

→

5 Read, circle and write.

0. This is a *violin*

violin
guitar



1. I use my to taste.

mouth
nose



2. A banana is

juicy
not juicy



3. Strawberries sweet.

are
is



4. The quilt is

soft
hard




5. I use my hand to

taste
touch



6 Look at the picture and read the questions. Write one-word answers.



1. Where is the girl?

She is in the

2. Where is the cat?

It's the sofa.

3. What is on the table?

It's a

4. What is the girl wearing?

She is wearing a red