

## Part B. Reading and Writing

1 Look and read. Put a tick (✓) or a cross (×) in the box.

### Examples



This is a hat.



This is a cat.



### Questions

1.



This is a chick.



2.



She is feeding.



3.



He is picking.



4.



They are planting.



5.



This is a bus.



## 2 Look and read. Write Yes or No.



### Examples

They are in the kitchen.

..... Yes .....

There is a dog.

..... No .....

### Questions

1. The girl is feeding the chickens.

.....

2. Mum is wearing a skirt.

.....

3. Grandpa is driving a tractor.

.....

4. The girl is wearing a dress.


.....

5. The dog is under the chair.

.....

3 Look at the pictures. Look at the letters. Write the words.

1.



\_\_\_\_\_

o / c / w

2.



\_\_\_\_\_

c / o / t / r / a / r / t

3.



\_\_\_\_\_

e / h / s / e / p


4.



\_\_\_\_\_

c / y / a / r / r / n / i / g

5.



\_\_\_\_\_

g / f / e / i / e / d / n

#### 4 Read, circle and write.

0. This is a ..... **sheep** .....

sheep  
goat




1. The children .....

are feeding  
is feeding



2. I am .....

planting  
picking



3. Are you driving a tractor?

Yes, .....

I am  
I am not



4. She ..... feeding a chicken.

is  
are



5. Carrots grow ..... the ground.

in  
above



#### 5 Put the words in the correct order to make sentences.

1. are / They / planting / seeds / . /

→ .....

2. Is / he / tomatoes / picking / ? /

→ .....

3. are / They / eggs / carrying / . /

→ .....

4. they / feeding / Are / hens / ? /

→ .....