


# ENGLISH


# Spelling list: ai words

Grade 2 Spelling Worksheet

 Trace the words

 Copy

Fold

 Cover and spell

wait

rain

fail

jail

maid

rail

trail

paint

grain

drain

# Spelling list: ea words

Grade 2 Spelling Worksheet

1 Trace the words

2 Copy

Fold

3 Cover and spell

spread

sweat

deaf

bread

head

leaf

meal

read

heal

leap

# Spelling list: ide words

Grade 2 Spelling Worksheet

1 Trace the words

2 Copy

Fold

3 Cover and spell

stride

bride

tide

wide

slide

glide

hide

aside

side

tides

## Find the Noun

A **noun** is a person, place, animal, or thing.

1. Read each sentence.
2. Then, circle the noun in the sentence.
3. Finally, write if the noun is a person, place, animal, or thing.

Person

Place

thing

animal

1. The dog is running. \_\_\_\_\_
2. I see a big red house. \_\_\_\_\_
3. Do you want to eat food? \_\_\_\_\_
4. The little girl loves to walk. \_\_\_\_\_
5. Can I see your cat? \_\_\_\_\_
6. Let's go to the park! \_\_\_\_\_
7. He will take the white bone. \_\_\_\_\_
8. My mom will go and pet. \_\_\_\_\_



# Identifying verbs

## Grade 2 Verbs Worksheet

Circle the verbs in the sentence.

*Hint:*  
Verbs are 'doing' words.

1. We walked to the park together.
2. Mike likes to read books.
3. Jordan plays soccer with her friends.
4. The mom rocks her baby in her arms.
5. Dad parks the car in the driveway.
6. Mr. Jones distributes the sheets.
7. The children participate in the game.
8. James plays his videogame.



Write a sentence and circle the verbs.

---

---

---

**Read the questions and fill the answers:**



1, What do you see in the picture?

There is a \_\_\_\_\_ (park / school) in the picture.

2, How many children are there?

There are \_\_\_\_\_ (four / five) children.

3, What is the girl in red doing?

The girl in red is \_\_\_\_\_ (crying / laughing)

5, What is the dog doing?

The dog is \_\_\_\_\_ (running / looking) at the boy.

6, How many trees are there?

There are \_\_\_\_\_ (three / two) trees.

7, What are the children doing?

The children are \_\_\_\_\_ ( playing / reading)


8, Where is the slide?

The slide is in the \_\_\_\_\_ ( tree / house)

9, Are the children happy?

The children are \_\_\_\_\_ (sad / happy)

Check the above picture and answer the questions given below.



Ques.1 Who are the people sitting on the bench?

Ans.....

Ques.2 How many kids are there in this picture?

Ans.....

Ques.3 What information does this picture tells us about?

Ans.....

Ques.4 What is the location of this place?

Ans.....

Use words from the box to create a story about your favorite pet.

## My Favorite Pet



### Helpful words:

green

friends

play

gray

time

dog

cute

brown

My favorite pet is a \_\_\_\_\_. He is very \_\_\_\_\_  
. His color is \_\_\_\_\_. He wears a \_\_\_\_\_  
collar around his neck. I use a \_\_\_\_\_  
leash to carry him outside. We love to \_\_\_\_\_  
together. We always have a good \_\_\_\_\_  
with each other. We are best \_\_\_\_\_!

Gr -2 Writing  
Flowers at the park

Look at the pictures below. Think about what is happening in the pictures .



**Q1. Who do you see in Picture A ? Make a list**

1. Boy 2. ----- 3. ----- 4. -----

**Q2. Describe what you see in Picture A?**

1. \_\_\_\_\_
2. \_\_\_\_\_
3. \_\_\_\_\_
4. \_\_\_\_\_

**Q3. Look at pictures A and B. Write a story about the family looking for flowers at the park. Write 3-5 sentences.**

---

---

---

---

---

---

---

---

Practice writing the High Frequency Words every day in your rough notebook.

## 100 High Frequency Words

the	his	be	do	into	house
and	but	like	me	back	old
a	that	some	down	from	too
to	with	so	dad	children	by
said	all	not	big	him	day
in	we	then	when	Mr	made
he	can	were	it's	get	time
I	are	go	see	just	I'm
of	up	little	looked	now	if
it	had	as	very	came	help
was	my	no	look	oh	Mrs
you	her	mum	don't	about	called
they	what	one	come	got	here
on	there	them	will	their	off
she	out			people	asked
is	this			your	saw
for	have			put	make
at	went			could	an



# Listening Practice

Listen carefully, watch closely, and have fun learning! 😊

	Stories	Links
Listen ,Watch and Solve exercises	ABC ZOO	<a href="https://learnenglishkids.britishcouncil.org/list-en-watch/short-stories/abc-zoo">https://learnenglishkids.britishcouncil.org/list-en-watch/short-stories/abc-zoo</a>
	Ali and the magic Carpet	<a href="https://learnenglishkids.britishcouncil.org/list-en-watch/short-stories/ali-magic-carpet">https://learnenglishkids.britishcouncil.org/list-en-watch/short-stories/ali-magic-carpet</a>
	No dogs!	<a href="https://learnenglishkids.britishcouncil.org/list-en-watch/short-stories/no-dogs">https://learnenglishkids.britishcouncil.org/list-en-watch/short-stories/no-dogs</a>
	One moment around the world	<a href="https://learnenglishkids.britishcouncil.org/listen-watch/short-stories/one-moment-around-world">https://learnenglishkids.britishcouncil.org/listen-watch/short-stories/one-moment-around-world</a>
	My Secret Team	<a href="https://learnenglishkids.britishcouncil.org/list-en-watch/short-stories/my-secret-team">https://learnenglishkids.britishcouncil.org/list-en-watch/short-stories/my-secret-team</a>
	Nessie-the Loch Ness Monster	<a href="https://learnenglishkids.britishcouncil.org/list-en-watch/short-stories/nessie-loch-ness-monster">https://learnenglishkids.britishcouncil.org/list-en-watch/short-stories/nessie-loch-ness-monster</a>
	The cold planet	<a href="https://learnenglishkids.britishcouncil.org/list-en-watch/short-stories/cold-planet">https://learnenglishkids.britishcouncil.org/list-en-watch/short-stories/cold-planet</a>
	The great race	<a href="https://learnenglishkids.britishcouncil.org/list-en-watch/short-stories/great-race">https://learnenglishkids.britishcouncil.org/list-en-watch/short-stories/great-race</a>

## English Project: My Favourite Story Suitcase

After listening to the assigned stories, choose **ONE favourite story** and create a colourful project about it. Draw the characters, favourite scene, and write **3-5 sentences** explaining why you liked the story. Be creative by decorating your work with colours, pictures, and labels. Bring your completed project after the summer holidays.

My Story Suitcase  
Creative writing workshop

