
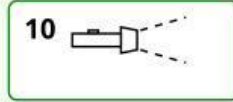
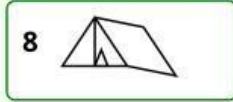
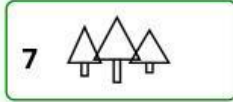
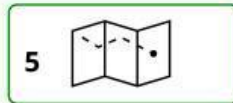
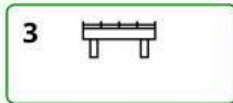


UNIT 6: What can you do in the countryside?

Lesson 1: Vocabulary & Lesson 2: Writing Plans

1. Do the crossword. Read and number. (Haz el crucigrama y pon el número)



- [] You can stay here on holiday: _____
- [] You wear this in the rain: _____
- [] You can walk on and under this: _____
- [] You use this to find north and south: _____
- [] You look at this to know which road to take: _____
- [] You can swim in this: _____
- [] You can see lots of trees here: _____
- [] You can sleep in this: _____
- [**1**] You carry this on your back: **Backpack**
- [] You can use this to see in the dark: _____

2. Writing Plans: What are you going to do?

Read the examples. Then, write about your plans using "I'm going to..." and "I'm not going to..."

Boy's Plans

"After school today, **I'm not going to** play football. **I'm going to** do judo. At home tonight, **I'm going to** watch a film."

Girl's Plans

"After school, **I'm not going to** go home. **I'm going to** do my homework. Then, **I'm going to** have dinner."

Now, write about your plans:

After school today, _____

