ENGLISH INTERACTIVE WORKSHEET
ALAM MUTIARA UMAT ELEMENTARY SCHOOL

Kelas/ Semester : 4/ 2

Mapel : Bahasa Inggris

Activity : Vocabulary : Introducing The Public Places

(Kosa Kata: Mengenal Tempat-Tempat Umum)

Objective : Students are able to accurately identify the names of common places visually.

(Siswa mampu mengidentifikasi nama-nama tempat umum secara visual dengan tepat)

Instruksi : Pilihlah elemen (**Drag and Drop**) & Carilah tempat umum di dalam gambar "Peta Kota"!

Hospital | Bus Station | Stadium | Airport | School | Mall

Police Station | Park | Mosque | Bank | Train Station | Post Office

Port | Church | Fire Department | Gas Station | Market | Museum

LIVEWORKSHEETS

ENGLISH INTERACTIVE WORKSHEET
ALAM MUTIARA UMAT ELEMENTARY SCHOOL

Activity : Complete the Sentence

(Lengkapi kalimat ini)

Objective : Students are able to identify vocabulary related to transportation and public places, and accurately fill in the blanks in sentences based on visual context.

(*Siswa mampu mengidentifikasi kosakata transportasi dan tempat umum, serta melengkapi kalimat rumpang berdasarkan konteks visual dengan tepat.)*

Intruksi : Pilihlah element **"Single Choice"** untuk menjawab pertanyaan dibawah ini dengan benar !

1.

   Aisyah and her friends go to school by _____

2.

   The police officer works at the _____

3.

   The bus stops at _____ the to pick up passengers

4. A : How do your parents go to Singapore ?

   B : They go to Singapore by _____

LIVEWORKSHEETS

ENGLISH INTERACTIVE WORKSHEET
ALAM MUTIARA UMAT ELEMENTARY SCHOOL

Activity : Arrange the Scrambled Words and Sentences
(Susunlah kata-kata dan kalimat yang acak)

Objective : Students are able to identify spellings by arranging random letters and sentences related to the topics of transportation and public places.
(Siswa mampu mengidentifikasi ejaan melalui penyusunan huruf dan kalimat acak terkait topik transportasi serta tempat umum)

Intruksi **:** Pilihlah element **"Textfield"** untuk menyusun kembali huruf-huruf di bawah ini menjadi kata yang benar!

1. y-L-i-r-b-r-a
   = …….
2. l-c-y-t-o-r-c-o-M-e
   = ……..
3. do - How - go - school - you - to - ?
   = ……
4. go - I - by - park - to – bicycle
   = ……
5. goes - The doctor - the hospital – to
   = ……
6. p-A-r-o-r-t-i
   = ……

LIVEWORKSHEETS

ENGLISH INTERACTIVE WORKSHEET
ALAM MUTIARA UMAT ELEMENTARY SCHOOL

Activity : Guess the Public Places and Vehicles
(Tebak Tempat Umum dan Kendaraan)

Objective : Students are able to match text descriptions of public places and vehicles with the correct pictures.
(Siswa mampu mencocokkan deskripsi teks tentang tempat umum dan kendaraan dengan gambar yang tepat).

Intruksi **:** Gunakan fitur **"Checkboxes"** untuk memilih gambar yang paling tepat sesuai dengan deskripsi!

1. There are a lots of books here. It's very quiet. You can read and borrow books here. What is it?





2. I see many doctors and nurses. People come here when they are sick. What is it ?



3. I am a land transportasion. My body is very long. I run on special tracks called rails. I make a "tut-tut" sound. What is it ?

LIVEWORKSHEETS

ENGLISH INTERACTIVE WORKSHEET
ALAM MUTIARA UMAT ELEMENTARY SCHOOL

Activity : Listening

Objective : Students are able to identify public places and vehicles through audio to practice their listening skills.
(*Siswa mampu mengidentifikasi tempat umum dan kendaraan melalui audio untuk melatih keterampilan menyimak (listening skills)*

Intruksi : Gunakan fitur **"Listening"**, dengarkan audio pada ikon Speaker, lalu pilih gambar tempat atau kendaraan yang sesuai dengan suara tersebut.

LIVEWORKSHEETS

ENGLISH INTERACTIVE WORKSHEET
ALAM MUTIARA UMAT ELEMENTARY SCHOOL

Activity : Fill inThe Missing Words Mission!

(Misi Mengisi Kata-Kata yang Hilang!)

Objective : Students can fill in the blanks in a dialogue using words from the Magic Box to practice understanding the context of everyday conversations.

*(Siswa mampu melengkapi dialog rumpang dengan kata dari **Magic Box** untuk melatih pemahaman konteks percakapan sehari-hari).*

Intruksi : Bacalah dialog dengan seksama, lalu pilih element "Textfield" dan ketikkan kata yang tersedia di dalam "Magic Box" untuk melengkapi bagian yang kosong. lebih singkat

A. **Magic Box:** [How - bicycle - school - great]

Sarah: "Hi, Mike! Where are you going?"

Mike: "Hi, Sarah! I am going to **(1)** _____."

Sarah: "**(2)** _____ do you go there?"

Mike: "I go to school by **(3)** _____. It is healthy!"

Sarah: "That is **(4)** _____! See you!"

B. **Magic Box:** [by - park - riding - motorcycle]

Ani: "Hi, Doni! Where are you going?"

Doni: "I am going to the **(1)** _____."

Ani: "Are you **(2)** _____ your bicycle?"

Doni: "No, I go to the park **(3)** _____ motorcycle with my brother."

Ani: "Oh, I see. Wear your helmet! I go to the park by **(4)** _____, too."

LIVEWORKSHEETS