

UNIT 12: DON'T RIDE YOUR BIKE TOO FAST!



PART I: THEORY

I. VOCABULARY

English	Pronunciation	Vietnamese
1.	/ˈwɪndəʊz/	Cửa sổ
2.	/ˈæksɪdənt/	Tai nạn
3.	/tɪp/	Lời khuyên, mẹo
4.	/stəʊv/	Bếp ga
5.	/ˈkɪtʃɪn/	Nhà bếp
6.	/ˈbælkəni/	Ban công
7.	/ˈɑːnsə(r)/	Trả lời
8.	/ˈləʊdli/	To (âm thanh)
9.	/prɪˈvent frəm/	Ngăn chặn... khỏi cái gì
10.	/ʃɪr/	Trẻ, trẻ tuổi
11.	/ʃɪr/	Sắc nhọn
12.	/hɪə(r)/	Nghe
13.	/rɪˈplaɪ/	Phản hồi
14.	/fɔːl/	Ngã, rơi
15.	/skrætʃ/	Cào
16.	/baɪt/	Cắn
17.	/stɪŋ/	Đốt (ong)
18.	/meɪkʃʊə(r)/	Đảm bảo rằng
19.	/əˈlaʊ/	Cho phép
20.	/pleɪwɔːðənəɪf/	Nghịch dao
21.	/kʌtɪp:(r) 'self/	Tự cắt chảy máu

22.	/getbɜːnt/	Bị bỏng
23.	/tʌtʃðəstəʊv/	Chạm vào bếp ga
24.	/pleɪwɔːð məetʃɪz/	Nghịch diêm

25.	/raɪdðəbaɪktu: fɑ:st/	Đi xe đạp quá nhanh
26.	/klaɪmðə tri:/	Leo trèo cây cối
27.	/rʌndaʊnðəsteə(r)z/	Chạy xuống cầu thang
28.	/breɪk ðə leg/ ɑ:m/	Làm gãy chân/ tay
29.	/fɑ:lɒfðəbaɪk/ 'mætə baɪk/	Ngã xe đạp/ xemáy
30.	/rəʊlɒf/	Lăn ra (khỏi cái gì)
31.	/'deɪndʒərəs/	Nguy hiểm
32.	/'kɒmən/	Thông thường
33.	/seɪf/	An toàn

II. GRAMMAR

1. Đưa ra lời cảnh báo và phản hồi lại lời cảnh báo tai nạn

(-)

(-)

Example:

.....!

Đừng nghịch dao!

.....

Được rồi, tớ sẽ không làm.

2. Hỏi và trả lời câu hỏi về việc phòng ngừa tai nạn

(?)

(+)

Example:

.....? Tại sao tớ không nên nghịch con mèo?

..... Vinó có thể cào cậu.

III. PHONICS

Trong tiếng Anh, các câu dạng wh-question hoặc câu mệnh lệnh luôn có giọng điệu đi xuống. Các em hãy nghe và tập thực hành phát âm chính xác các câu dưới đây.

Mark the intonation of the following sentences. (Track 04)

1. Don't climb this tree.

OK, I won't.

2. Don't swim in this river.

OK, I won't.

3. Why shouldn't I climb this tree?

Because you may fall down.

4. Why shouldn't I swim in this river?





Because you may drown.




PART II : LANGUAGE: VOCABULARY - GRAMMAR - PHONICS

I. VOCABULARY

1. Look at the picture and tell what they are doing.

1		She is _____
2		She is _____
3		He is _____
4		He is _____

5		She is _____
2. Match each cause with each result.		
1.	Climb the tree	A. Cut yourself
2.	Play with matches	B. Fall off the bike
3.	play with the knife	C. Get burnt
4.	go swimming in the lake	D. Drown
5.		E. Fall down

Your answer:

1. _____ 2. _____ 3. _____ 4. _____ 5. _____

3. Complete the sentence with a suitable word.

- bite run down drown fall down sting
 matches scratch sharp burn fall off

1. Don't touch the stove. You may get a _____ .
2. Don't play with the cat. He may _____ _ _____ you.
3. Don't play with the dog. He may _____ you.
4. Don't play with the bee. He may _____ you.
5. Don't play with the _____ knife. You may get a cut.
6. Don't _____ the stairs. You may break your leg.
7. Don't ride too fast. You may _____ .
8. Don't climb that tall tree. You may _____ .
9. Don't swim in the lake. You may _____ .
10. Don't play with _____ . You may get burnt.

II. GRAMMAR

1. Reorder the words to make correct sentences.

1. go/ we/ barefoot?/ shouldn't/ Why

2. may happen/ when/What/ you/ that small branch?/ climb

3. Be/ the neighbor's/with/ kittens!/ careful

4. bite/ may/next door/ you./ The dog

.....

5. may happen/ when/What/1 play/ the sharp knife, with

.....

2. Circle the correct answer.

- What's (1) **matter/ wrong** with you?

I have got a burn.

(2) **Why/ When** do you have it?

Because I touch the stove. (3) **What/ How** should I do?

You should put ice (4) **by/ on** your burn. I will get you some.

- Don't play with the sharp knife (5) **and/ or** you will cut yourself.

- He is (6) **riding/ rode** his motorbike too fast. He may (7) **fall off/ fell off** it.

- What is the matter with Nam?

He has a backache (8) **because/ while** yesterday he (9) **carried/ carries** many heavy bags.

I will take him to the doctor.

No. You should tell the doctor to (10) **coming/ come** here because Nam can't go anywhere.

3. Put the verbs in brackets into the correct form.

- (1. not touch) _____ the stove or you will get burnt.

- He had better (2. not play) _____ with matches.

- Yesterday she (3. run down) _____ the stairs and (4. break) _____ her leg.

- (5. not allow) _____ your baby sister (6. play) _____ with the cat. It may (7. scratch) _____ her.

- (8. make) _____ sure your baby can't (9. roll off) _____ the bad.

- Don't let your baby sister (10. open) _____ any windows.

III. PHONICS

1. Mark the intonation of the following sentences. (track 05)

1. Don't ride your bike too fast. _____

OK, I won't. _____

2. Don't play with matches. _____

OK, I won't. _____

3. Why shouldn't I ride my bike too fast? _____

Because you may fall off the bike. _____

4. Why shouldn't I play with matches? _____

Because you may get burnt. _____

2. Listen again and read the sentences in 1 aloud. Pay attention to the intonation of sentences.

PART III: SKILL: LISTENING - SPEAKING - READING - WRITING

I. LISTENING

1. Listen and complete the text. (Track 06)

MAKE YOUR HOME SAFE FOR CHILDREN

Here are some measures you can take in your home to make sure your children stay safe:

- Don't leave children alone in a room where there's a (1)_____.
- Keep matches, (2)_____and candles in a place where children can't see or reach them - and put child locks on cupboards.
- Don't let children play or leave toys near a fire or (3)_____.
- Never leave children alone in the kitchen when you're cooking and never let them play near the (4)_____.
- Make sure your (5)_____appliances are switched off when they are not being used.

2. Listen and complete the text. (Track 07)

SAFETY

Accidents can happen in any place and at any time. You should be (1)_____responsible and sensible to avoid any possible accidents happening to you and your younger brother or sister.

Please follow these safety rules:

1. Be careful when you use a sharp (2)_____like a knife or a pair of scissors. Keep away from animals such as (3)_____and dogs. They may bite or scratch you.
2. Be responsible. Never let your younger brother or sister or any other kids play with lighters. They may start a (4) _____fire. Get your younger brother or sister to (5)_____a helmet when they are on a bike or a motorbike.
3. Be clever when an accident happens. Call for help when necessary.

II. SPEAKING

Complete the conversation with available sentences. Then practise it with your friend.

- A. *He may scratch you*
- B. *You may fall down if you climb that tall tree*
- C. *My kite is stuck in the tree*
- D. *Let's watch TV or do something like that*
- E. *I'm playing with the cat.*

Mrs. Hamilton: what are you doing?

Joey: (1) _____.

Mrs. Hamilton: What cat?

Joey: Dad bought me a cat this morning.

Mrs. Hamilton: Oh no, don't play with him, (2) _____.

Joey: Yeah, mum.

Mrs. Hamilton: As you are bored, it's windy and you can fly your kite.

Joey: (3) _____. Oh, I will climb it.

Mrs. Hamilton: Ask dad to do it for you. (4) _____.

Joey: But look at those bees. Dad may get a bite from them. Mum, what should I do?

Mrs. Hamilton: (5) _____.

III. READING

Read and answer the question.

FRANK'S ACCIDENT

It was on my birthday. My parents gave me a wonderful black bike. It was so cool and I really liked it. In the afternoon, I rode my bike through the forest and I thought it was the best part of my birthday. I drank teas so happy. Suddenly a rabbit ran across the path. I tried to stop but I was too fast. Too late! I fell off the bike and landed among some bushes. Ouch! My right leg was hurt, I couldn't move. I shouted for help but there was no one nearby. I even didn't have a mobile with me.

Then there were strange noises from behind the trees and I saw someone. It was Pluto. He teas looking for me. He called an ambulance and then I teas taken to the nearest hospital. It was lucky for me.

Now, my foot is in plaster and I can't walk to school. But that's not so bad.

1. What did Frank's parents give him as a birthday present?

.....

2. Did Frank love that present?

.....

3. What did he do in the afternoon?

.....

4. What suddenly happened when he was riding his bike?

.....

5. Did Frank keep going or try to stop?

.....

6. What was the matter with his leg?

.....

7. Could he walk or ride?

.....

8. Why couldn't he make a phone call?


.....
9. What did Pluto do to help Frank?
.....

10. What's wrong with his foot now?
.....





IV. WRITING



1. Look at the picture and answer the question.

1	Why shouldn't I play with the dog? _____.	
2	Why shouldn't I play with the cat? _____.	
3	Why shouldn't I play with the lighter? _____.	
4	Why shouldn't I climb that tall tree? _____.	

5	<p>Why does she get a cut?</p> <hr style="border: 0.5px solid black; margin-top: 10px;"/>	
---	---	--

2. Look at the picture and write sentences, the first one has been done for you as an example.

0		<p>You shouldn't play with the bee because it may sting you.</p>
1		<hr style="border: 0.5px solid black; margin-bottom: 10px;"/> <hr style="border: 0.5px solid black; margin-bottom: 10px;"/>
2		<hr style="border: 0.5px solid black; margin-bottom: 10px;"/> <hr style="border: 0.5px solid black; margin-bottom: 10px;"/>
3		<hr style="border: 0.5px solid black; margin-bottom: 10px;"/> <hr style="border: 0.5px solid black; margin-bottom: 10px;"/>

4	 A cartoon illustration of a young boy with orange hair, wearing a green t-shirt and yellow shorts. He is slipping on a banana peel on the ground. His eyes are wide open in surprise or pain, and his hands are outstretched. There are motion lines around his feet to indicate the slip.	<hr/> <hr/>
5	 A cartoon illustration of a young girl with black hair, wearing a pink and white polka-dot shirt and a pink skirt. She is standing in a kitchen, looking at a pot on a stove. The kitchen has a window with a view of green trees, a sink, and various kitchen items hanging on the wall.	