

1 Look and read. Choose the correct words and write them on the lines. There is one example.

paper

a hat

meals

a bowl

It's made of metal. You use it to cut bread and fruit.

..... a knife

1 They're round. You put pizza and other food on them.

salt

2 We eat three of these every day. The first one is breakfast. The last one is dinner.

spoons

3 This is a kind of material. It's very warm and it comes from animals. Hats are often made of it.

~~a knife~~

4 This material is made from trees. We write on it. There is lots of it in your notebook.

plastic

5 This material can break easily. Bottles are usually made of it.

pepper

6 This makes food taste good. When you are cooking pasta, you put it into the water.

wood

7 This is a kind of metal. It's expensive. Watches are sometimes made of it.

fur

8 This material is made using oil. Cameras, bags and computers are often made of it.

glass

9 It's made of wool and you wear it when it's cold. You put it around your neck.



plates

10 These are made of metal or plastic. You use them to eat soup and ice cream.

gold

- 3 Anne is bringing some materials to Mr Green to be recycled. What does Anne say? Read the conversation and choose the best answer. Write a letter (A–H) for each answer. You do not need to use all the letters.

Example

| | |
|---|--|
|  | Mr Green: Can I help you, Anne? |
|  | Anne:C..... |

Questions

1



Mr Green: What do you want to recycle?



Anne:

2



Mr Green: Put the plastic bottles in the blue bin.



Anne:

3



Mr Green: They go in the red bin. Can I help you with them?



Anne:

4



Mr Green: OK. That's plastic and newspapers. Have you got anything else to recycle?



Anne:

5



Mr Green: OK. Thank you, Anne. That's great!



Anne:

- A** What about the wood?
- B** Yes, please.
- C** Yes, please. I want to recycle some things. *(Example)*
- D** No, I haven't. That's everything for today, Mr Green.
- E** Some plastic bottles and some old newspapers.
- F** They're made of wool.
- G** OK. Now where do I put the newspapers?
- H** Goodbye, Mr Green! See you next week!



- 5 Look at the picture and read the story. Write some words to complete the sentences about the story. You can use 1, 2, 3 or 4 words.



The elephant



One day, Maria's teacher, Mrs White, came to class with some great news.

'The museum is having a competition! Every class is going to make an animal out of recycled materials,' she said. Maria and the other children were excited.

The children brought materials from home. Soon, the class had 50 paper cups, 6 boxes of newspapers, 2 paper plates and 2 plastic knives. 'What sort of animal are we going to make with these things?' asked the children. Mrs White smiled and said, 'Think of different animals and how you can make them!'

The children made a large space in the centre of the room and began to work. First, they made five very long things out of paper cups. Next, they made a large ball and a small ball out of newspaper.

Finally, they made the animal. The four long legs and a long nose, called a trunk, were made of the paper cups. The head and body were made from painted newspapers. The two ears were made of paper plates. The two long teeth, called tusks, were made of plastic knives. It was a beautiful elephant!

Examples

Mrs White had some great news.


Mrs White said to the class, '..... The museum is having a competition.'

Questions

- 1 Mrs White is Maria's
- 2 Mrs White said, 'The class is going to make out of recycled materials.'
- 3 The children were about the competition.
- 4 The children from home.
- 5 They had of newspapers.
- 6 The elephant's legs were made of the
- 7 The ears of paper plates.

6 Read the text. Choose the right words and write them on the lines.

Banana bread recipe



Example Many people all over the world like to eat bread.

1 Bread is a very healthy food it gives people energy

2 work, play or study.

3 It's easy to delicious banana bread.

4 First, mix the butter and sugar in a big bowl. Then

5 you add egg and some mashed bananas. Next,

6 another bowl, mix flour, baking soda and salt.

7 After that, mix the dry ingredients the wet ones.

8 Put the banana bread in the oven and bake it for hour.

9 Finally, the banana bread out of the oven and cut it

10 into slices to eat with friends.

- | | | | |
|----------------|---------|--------|--------|
| Example | eats | eating | eat |
| 1 | because | if | but |
| 2 | and | to | or |
| 3 | made | makes | make |
| 4 | it | you | he |
| 5 | an | a | any |
| 6 | between | over | in |
| 7 | with | at | behind |
| 8 | one | two | some |
| 9 | took | take | taking |
| 10 | our | my | your |