

Worksheet Places and Transport

Temas: Places to stay on a holiday & Transport

Parte 1 – Actividad Escrita Individual

A. Vocabulary: Places to Stay

Lee y completa: Escribe el nombre correcto del lugar de alojamiento según la definición en inglés.



Hotel



Hostel



Apartment



Bed and Breakfast



With Friends and Family








Campsite

- a) A place where you can sleep in a tent. → _____
- b) A small and cheap hotel, usually for young people. → _____
- c) A place where you pay for an entire floor. → _____
- d) A big, modern building with many rooms to rent. → _____
- e) A small house where you can sleep and have breakfast. → _____

B. Vocabulary: Transport

Une cada medio de transporte con su descripción:

- a) It flies in the sky and takes people to other cities or countries. •  Bicycle
- b) It sails on the sea and carries people or things. •  Car
- c) It runs on tracks and carries many passengers. •  Train
- d) It has two wheels and you pedal it. •  Ship
- e) It has four wheels, and people drive it every day. •  Airplane

C. Writing Practice

Responde en inglés, con frases cortas:

- a. Where do you usually stay on holidays? _____
- b. What transport do you usually use when you travel? _____
- c. Write 3 sentences about a holiday you had (real or imaginary).
 - _____
 - _____
 - _____

Parte 2 – Actividad Oral en Parejas (Preparar el role play para la clase)

D. Pair Work: "My Last Holiday"

Cada estudiante piensa en un viaje pasado (real o inventado). Debe decidir:

Place to stay (hotel, hostel, camping, etc.)

Transport (car, bus, plane, train, etc.)

Destination (city, beach, mountain, etc.)

En parejas, pregunten y respondan usando este modelo en pasado simple:

A: Where did you go on holiday?

B: I went to _____.

A: How did you travel there?

B: I went by _____. / I took a _____.

A: Where did you stay?

B: I stayed in a _____.