SEMESTER 1 TEST
GRADE 2

Full name: ……	Class: ……	**Mark: …**

LISTENING

PART 1: Listen and number the pictures. There is one example.

☐ ☐ ☐ ☐ 0

PART 2: Listen and tick (√) the box. There is one example.

Example





A ☐ B √ C ☐

5.

A ☐ B ☐ C ☐

6.

A ☐ B ☐ C ☐

7.

A ☐ B ☐ C ☐

LIVEWORKSHEETS

8.

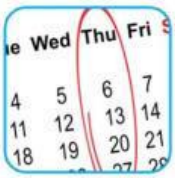

A

B

C

PART 3: Listen and write a word for each answer. There is one example.
Example: A pig.

9. The boy is from _____.

10. It's _____.

11. They can see a _____.

12. After school, they want to do to the _____.

READING

PART 1: Look, read and circle. There is one example.
Example.

tag soccer

1.

I want to go to the zoo. I want to go to the playground.

2. Is this a hat?

Yes, it is. No, it isn't.

3. Can you see the bus?

Yes, I can. No, I can't.

PART 2: Look, read and put a tick (√) or a cross (×) . There is one example.
Example:

It's a nose. √

It's a nut. ×

LIVEWORKSHEETS

4.

I can count numbers. ☐

5.

These are my shoes. ☐

6.

Can you see the window?

Yes, I can. ☐

7.

What day is it today?

It's Sunday. ☐

PART 3: Read and match. There is one example.

0.	a	What's this?	a. It's a yo-yo.
8.		Yogurt?	b. I'm from Da Nang.
9.		Where are you from?	c. Yes, it is.
10		Is this your watch?	d. No, thank you.

WRITING

PART 1: Order the letters. There is one example.

Example

s e r a q

_ _ u _ _ _

1.

r a z b e

_ _ _ _ _

2.

k o m t o e b i r

_ _ _ _ _ _ _ _ _

LIVEWORKSHEETS

3.

y w e d e n s a d

_ _ _ _ _ _ _ _ _

PART 2: Look and write. There is an example.

Example:

It's a nut.

4.

I want to go to the b_ _ _ _.

5.

Is this your _ _ _ _ _? – No, it _ _ _'t.

6.

I can _ _ _ _ songs.

PART 2: Order the words. There is one example.

Example:

a | rabbit | It's

It's a rabbit.

7. violin | can | I | a | see

_____ .

8. case | your | Pick | pencil | up

_____ .

LIVEWORKSHEETS