


Living and Non-living Things

Living



Non-living





How to identify living things?



1) Living things Grow.





2) Living things Eat and Breathe.





3) Living things Reproduce.



Exercise 1: Identify living things.



Exercise 2: Circle the odd one in the group.



Exercise 3: Draw 3 living and 3 non-living things.

Living



Non-living



Exercise 4: Classify the living and non-living things.



Living

Non-living