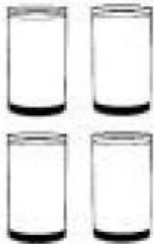
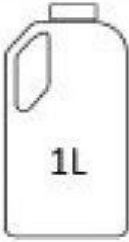



Capacity

Work out the capacity of the containers.

 =  1L



 = _____ mL


 =  600mL



 = _____ mL


 =  2L

 = _____ mL

 300mL = 

 = _____ mL

 2L = 

 = _____ mL