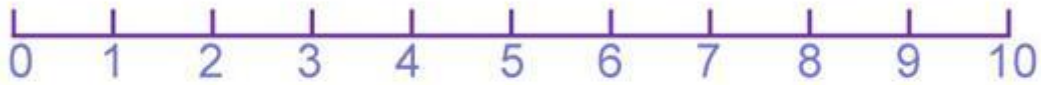




Counting On Number Lines Worksheet 1



$1 + 1 = \underline{\quad}$

$1 + 0 = \underline{\quad}$

$1 + 2 = \underline{\quad}$

$2 + 1 = \underline{\quad}$

$3 + 1 = \underline{\quad}$

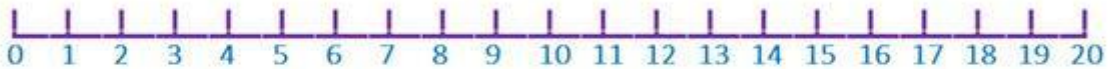
$2 + 0 = \underline{\quad}$

$4 + 1 = \underline{\quad}$

$3 + 2 = \underline{\quad}$



Counting On Number Lines Worksheet 10



$10 + 2 = \underline{\quad}$

$9 + 10 = \underline{\quad}$

$7 + 10 = \underline{\quad}$

$10 + 7 = \underline{\quad}$

$10 + 8 = \underline{\quad}$

$2 + 10 = \underline{\quad}$

$8 + 9 = \underline{\quad}$

$10 + 10 = \underline{\quad}$

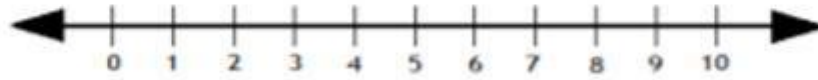
Subtract by drawing hops on the number line.

Example:



$$6 - 1 = \boxed{5}$$

1.



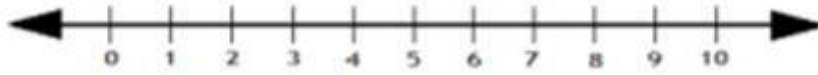
$$7 - 3 = \square$$

2.



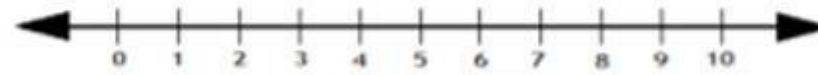
$$8 - 2 = \square$$

3.



$$4 - 3 = \square$$

4.



$$9 - 6 = \square$$

Ordering Numbers

Ascending Order :

arranged number from the smallest to the largest number

1.

2	1	3	→	1	2	3
---	---	---	---	---	---	---

2.

8	6	7	→			
---	---	---	---	--	--	--

3.

10	8	9	→			
----	---	---	---	--	--	--

4.

7	5	6	→			
---	---	---	---	--	--	--

5.

3	5	4	→			
---	---	---	---	--	--	--

6.

9	7	8	→			
---	---	---	---	--	--	--

7.

3	2	4	→			
---	---	---	---	--	--	--