


A LISTENING .

Look at the example.
 Listen and draw a line.
 (10 marks)



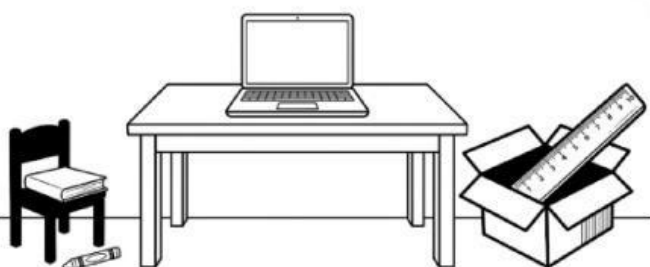
(___ / 10 marks)

Students must learn
IN ON UNDER in order
 to solve this task.



B READING .

Read and put a TICK (✓) or a CROSS (✗) (10 marks)



EXAMPLE - Her desk is black. ✗

1- Her ruler is in the box.

2- His chair is big.

3- His pen is under the chair.

4- Her book is in the box.

5- His chair is white.

6- Her chair is small and black.

7- His rubber is on the desk.

8- His desk is white.

9- Her computer is under the table.

10- His book is in the box.

C VOCABULARY . Write the words (____ /10 marks)

TOPICS: Numbers 1 to 10, Colours, days (Welcome unit) Toys (CB p. 10, 15, 118) Adjectives (CB p14,15,17, 118) School objects (CB p22,119) feelings (CB p26, 27,119) Extra words to teach: bin, schoolbag



S chool bag



S _____



C _____




P _____



A _____



B _____



R _____



B _____



S _____



C _____



A _____

D GRAMMAR . 1- Answer the questions. Write complete answers. (____ /10)

1) What's your name? _____

2) How old are you? _____

3) Is it a chair? _____



4) What is it  _____

5) What colour is your book? _____

2 - Look at the picture and complete with IN - ON - UNDER (____ /10)

1 - Gina is _____ the table.

2- The ball is _____ the box.

3 - The computer is _____ the table.

4 - The ruler is _____ the box.


5 - The car is _____ the chair.



Gina

3. HELP THE ALIENS. Write complete answers. (___ /10 MARKS)

EXAMPLE Is it a computer? No, it isn't. It's pencil.



- 1) Is it a rubber? _____
- 2) Is it a teddy? _____
- 3) Is it a dog? _____
- 4) Is it a ball? _____
- 5) Is it a game? _____



4. COLOUR and ANSWER. What colour are their possessions? (___ /10 MARKS)

HIS	HER	OLD	NEW	FAST	SLOW
		BIG		SMALL	



1



2



3



4



5



6



EXAMPLE 1 His doll is small.

- 2) _____
- 3) _____
- 4) _____
- 5) _____
- 6) _____

E WRITING .

DESCRIBE. (75 words)

(___ / 30 marks)

LUCY
10



1st Presentation (me)

Handwriting practice lines for the first presentation, enclosed in a dashed-line box.

2nd Presentation (my friend): NAME, AGE, FAVOURITE TOY

Handwriting practice lines for the second presentation.

POSITION OF OBJECTS AND COLOUR

Handwriting practice lines for the position and color section.

Favourite toy



(Friend)

NICK
9



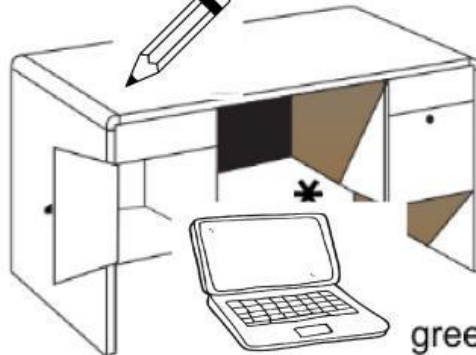
red



black



* blue



green