

SHIKHA ACADEMY
Academic Year: 2025 - 26
Summative Assessment

Subject: CS









Max Marks: 50




Grade: 1 - ____



























Duration: 1 hr.

Name: _____








Date: _____

1.	How are you feeling today?	
	<div style="text-align: center;"> Great Good Okay Bad  Sad Angry Frustrated Confused</div>	



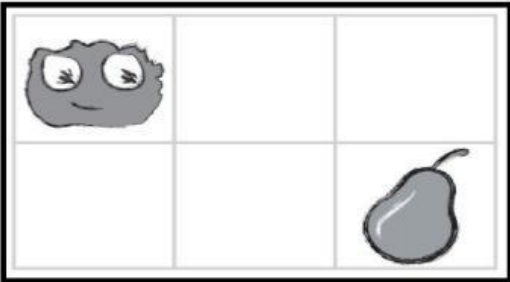

2.	Match the Vocabulary	[3]
	<ul style="list-style-type: none"> • Mouse 	
	<ul style="list-style-type: none"> • Tablet 	
	<ul style="list-style-type: none"> • Laptop 	











3.	Find the mistake and circle it.		[3]						
1)		<table border="1"> <tr> <td></td> <td>YAY! </td> <td></td> </tr> <tr> <td></td> <td>START </td> <td></td> </tr> </table>		YAY! 			START 		<p>Move North </p> <p>Move North </p>
	YAY! 								
	START 								
2)		<table border="1"> <tr> <td></td> <td></td> <td></td> </tr> <tr> <td>START </td> <td></td> <td>YAY! </td> </tr> </table>				START 		YAY! 	<p>Move East </p> <p>Move North </p> <p>Move East </p>
START 		YAY! 							
3)		<table border="1"> <tr> <td>START </td> <td></td> <td></td> </tr> <tr> <td>YAY! </td> <td></td> <td></td> </tr> </table>	START 			YAY! 			<p>Move South </p> <p>Move East </p> <p>Move South </p>
START 									
YAY! 									




4. Number the blocks in the correct order. [5]

	 <input type="text"/>	 <input type="text"/>
	 <input type="text"/>	 <input type="text"/>
	 <input type="text"/>	 <input type="text"/>

5. Draw the correct arrow for the Flurb to reach the fruits. [4]

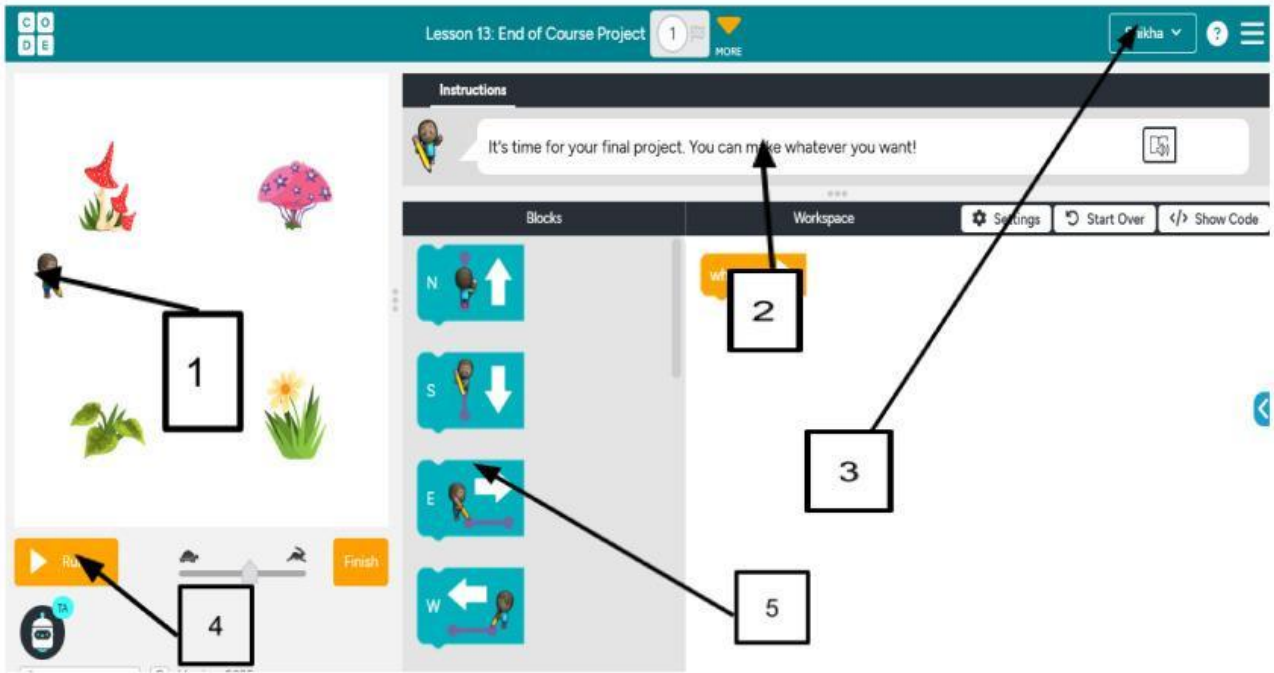
	
	

6.	Match the following.	[10]
A.		Move right
B.		Get flower
C.		Repeat
D.		Move up
E.		Say "Hi there"
F.		Move down
G.		Get gem
H.		Move left
I.		Make honey
J.		Pick corn

7.	Look at the code, Tick the correct answer.	[2]
		
<p style="text-align: center;">• <input type="checkbox"/></p> 		<p style="text-align: center;">• <input type="checkbox"/></p> 

8. Label the parts of the picture using below given hints:

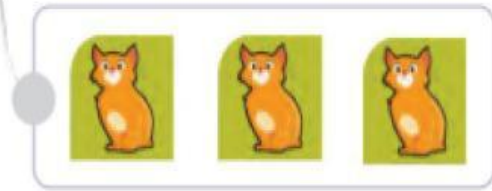
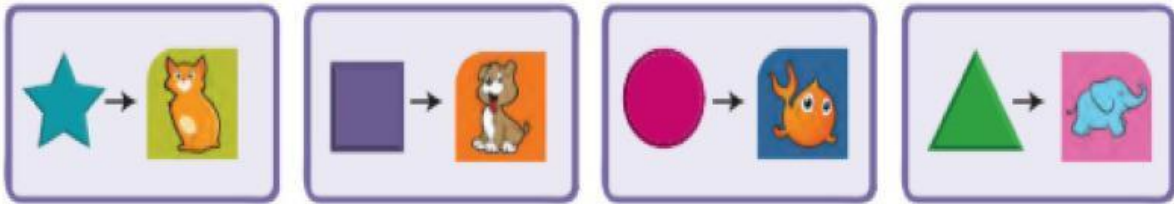
[5]


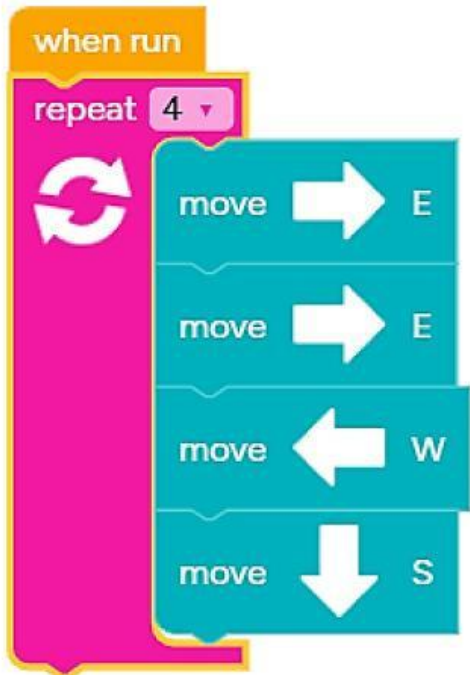




(Run, Blocks, Instructions, Your name, Character)

9. Draw a line to match the pictures with the correct buttons.
The first one is done for you.

[4]



10.	Check the error and re-draw the blocks in the workspace.	[2]
		
	<div style="border: 1px solid black; padding: 5px; width: fit-content; margin: 0 auto;">Workspace</div>	

12.	Circle the error(s) given in the code.	[2]
A.		
B.	