

4.5 Listening

Name:

Class: 4/.....







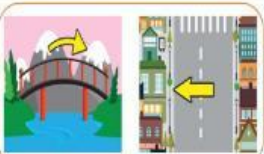
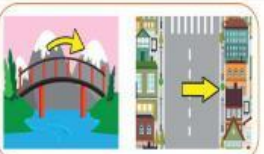
















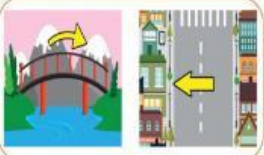
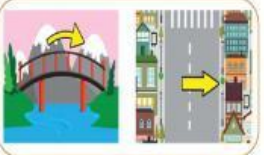

No.:

Listening	Reading	Writing
... /20	... /20	... /20

UNIT 5: GETTING AROUND

LISTENING








I. Listen and circle. (... /8)

Example:	A. 	B. 	C. 
1.	A. 	B. 	C. 
2.	A. 	B. 	C. 
3.	A. 	B. 	C. 
4.	A. 	B. 	C. 
5.	A. 	B. 	C. 
6.	A. 	B. 	C. 
7.	A. 	B. 	C. 
8.	A. 	B. 	C. 

II. Read the questions. Listen and write. (... /6)

Example: This sign means ... STOP	
1. The restaurant is the skate park.	4. The park is the bookstore.
2. The library is the school.	5. Where is the playground? Go straight. It's
3. Nam goes to school with his brother.	6. Mellissa goes to school She goes with her sister.

III. Listen and number. (... /6)

 <input type="checkbox"/>	 <input type="checkbox"/>	 <input type="checkbox"/>	
 <input type="checkbox"/>	 <input type="checkbox"/>	 <input type="checkbox"/>	 <input type="checkbox"/>